MWA
CZYSTE ROZWIĄZANIE

UDOR®
WATER POWER

Catalogo
Catalogue

POMPE A PISTONI ALTA PRESSIONE
HIGH PRESSURE PLUNGER PUMPS

Indice
Index

Pompe a Pistoni
Plunger Pumps

serie/series **PN - PN MI** 15/22
serie/series **PK - PK MI** 23/27
serie/series **B - B MI** 28/32
serie/series **BK - BK MI** 33/35
serie/series **C - C MI** 36/42
serie/series **CK - CK MI** 43/48
serie/series **CX** 49
serie/series **CH** 50
serie/series **NK - NK MI** 51/56
serie/series **NK 500** 57
serie/series **NH 500** 58
serie/series **GAMMA 62** 59
serie/series **GAMMA 3P** 60/61
serie/series **GAMMA 6P** 62
serie/series **GAMMA-IL 3P** 63
serie/series **GAMMA-IL 6P** 64
serie/series **PENTA** 65/68
serie/series **VX - VX MI** 69/72
serie/series **VX6** 73
serie/series **VH** 74
serie/series **VY** 75
serie/series **VXX - VXX MI** 76/77
serie/series **HX/HXR/HXR MI** 78/80
serie/series **PS** (AISI 316L) 81/82
serie/series **BS** (AISI 316L) 83
serie/series **CS** (AISI 316L) 84
serie/series **NKS** (AISI 316L) 85/86
serie/series **VXS** (AISI 316L) 87
serie/series **BCW** Car Wash 88
serie/series **PKWT** (High Water Temperature 85°C) 89
serie/series **BWT** (High Water Temperature 85°C) 90
serie/series **CWT** (High Water Temperature 85°C) 91/93

Gruppi, Applicazioni, Accessori
Units, Drive Options, Accessories

Elettropompe / *Pump Motor Units* 94
Motopompe / *Pump Engine Units* 95
Gruppi Pompa con Motore Idraulico / *Hydraulic Pump Units* 96/97
Riduttori e Moltiplicatori / *Reduction and Multiplier Gear Boxes* 99/100
Giunti Elastici / *Flexible Couplings* 101
Accoppiamenti Disponibili / *Mounting Options* 102/109
Valvole di Regolazione Pressione / *Pressure Regulators* 110/112
Valvole di Massima Pressione / *Relief Valves* 113
Accessori / *Accessories* 114/115
Tabella Ugelli / *Nozzles Chart* 116/117
UDOR nel Mondo / *UDOR in the World* 118/119

Utilizzi principali
Main applications

Osmosi Inversa/ Dissalatori
Reverse Osmosis / Water Makers

Irrorazione
Orchard-Spraying

Car-Wash
Car Wash

Pulizia Fognature
Sewer Jetting

Edilizia
Construction

Antincendio
Fire Fighting

Idrodemolizione
Water Jetting

Alimentare e Farmaceutica
Food & Pharma

Idropulitrici
Pressure-Washers

Lavaggio Strade
Road-Sweepers & Washers

Industria Mineraria
Mining

Perforazione
Drilling

Nebulizzazione
Misting

Oil & Gas
Oil & Gas

Disinfezione/Trattamenti Chimici
Pest Control & Disinfection



L' acqua è il nostro elemento.
Water is our element.

La nostra Azienda
Our Company







UDOR, dal 1966
UDOR, from 1966

Udor nasce nel 1966 e oggi progetta, produce e distribuisce Pompe a Membrana e Pompe a Pistoni per il pompaggio di acqua a bassa, media e alta pressione, compresa acqua additivata da prodotti chimici, per svariate applicazioni, dall'Agricoltura al Lavaggio, dall'Antincendio alla Cura del verde .

La produzione attuale comprende oltre 50 modelli di Pompe a Membrana (da 2 a 6 membrane) ed oltre 150 modelli di Pompe a Pistoni (da 3 a 6 pistoni).

Le nostre pompe sono progettate per garantire affidabilità e durata; e Udor si impegna costantemente per migliorare i suoi prodotti con l'obiettivo di raggiungere livelli sempre più alti di qualità e prestazioni.

I nostri prodotti sono concepiti per essere incorporati in vari sistemi pompanti, tra i quali anche macchine da diserbo e irrorazione in agricoltura.

Nonostante la crescente competizione del mercato, il tasso di crescita di Udor non ha conosciuto soste nel tempo e questa è la migliore prova della competitività e qualità dei nostri prodotti e dei nostri processi.

Udor was founded in 1966 and today it develops, manufactures, supplies and services Diaphragm Pumps and Plunger Pumps for pumping water, including chemical-added water, designed for various industries, from Agriculture to Washing, from Fire fighting to Lawn care.

Today, our production covers over 50 models of Diaphragm Pumps (from 2 to 6 cylinders) and over 150 models of Plunger Pumps (from 3 to 6 cylinders).

Our pumps are designed to ensure reliability and long life and we are continuously committed to improve our products to keep ensuring higher performances and quality.

Our products are designed to be incorporated into various types of pumping systems, including agricultural field and orchard sprayers.

Despite the increasing competition on the market, Udor's growth rate has never experienced any downturn and this is the best proof of the competitiveness and quality of our products and processes.



Missione e crescita
Mission and growth

DNV

MANAGEMENT SYSTEM CERTIFICATE

Certificate no.:	Initial certification date:	Valid:
CERT-0138-99-AQ-BOL-SINCERT	04 November 1999	02 October 2021 – 01 October 2024

This is to certify that the management system of
UDOR S.p.A.
Via A. Corradini, 2 - 42048 Rubiera (RE) - Italy

has been found to conform to the Quality Management System standard:
ISO 9001:2015

This certificate is valid for the following scope:
Design, manufacture, sale and after-sale service of diaphragm and plunger pumps for industrial and agricultural use
(IAF 18)

Place and date:
Vimercate (MB), 13 September 2021

ACCREDIA
THE ITALIAN ACCREDITATION BODY

For the issuing office:
DNV - Business Assurance
Via Energy Park, 14, - 20871 Vimercate (MB) - Italy

Dario Bellissimo
Management Representative

Lack of fulfilment of conditions as set out in the Certification Agreement may render this Certificate invalid.
ACCREDITED UNIT: DNV Business Assurance Italy S.r.l., Via Energy Park, 14 - 20871 Vimercate (MB) - Italy - TEL: +39 68 99 905. www.dnv.it

La nostra missione è quella di essere riconosciuti nel nostro mercato mondiale di riferimento come un'azienda competitiva, innovativa e affidabile.

La nostra organizzazione soddisfa le direttive ISO-9001 e siamo continuamente impegnati nel miglioramento delle prestazioni aziendali in tutti i reparti, in quanto pensiamo che ciò sia alla base del nostro successo.

Crediamo nel lavorare in modo etico e attento ai bisogni del cliente.

Our mission is to be recognized in our world-wide industry as a competitive, innovative and reliable company.

Our organization complies with the requirements of ISO-9001 and we are committed to the continuous improvement of the performance of all departments company, because we think that this is the basis of our success.

We strongly believe in conducting business with ethics and in listening to customer needs.

NUMERO DI POMPE VENDUTE
NUMBER OF PUMPS SOLD

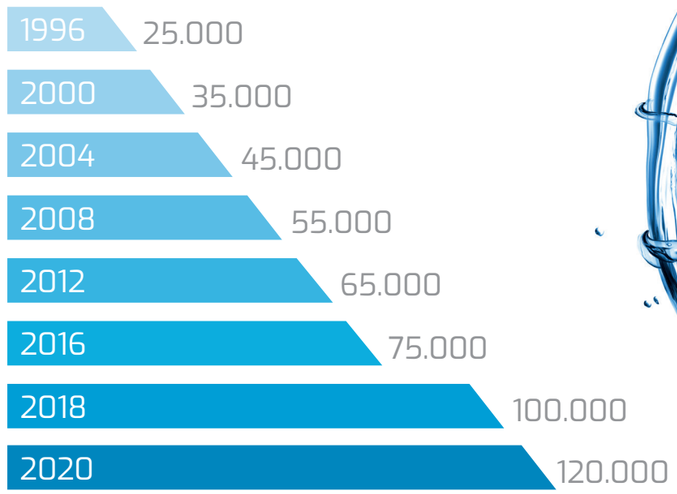



Utilizzi principali

Main applications

Idrodemolizione
Water Jetting

Car-Wash
Car Wash

Edilizia
Construction

Osmosi Inversa
Reverse Osmosis / Water Makers

Miniera
Mining

Nebulizzazione
Misting

Pulizia Fognature
Sewer Jetting

Antincendio
Fire Fighting

Irrorazione
Orchard-Spraying

Alimentare e Farmaceutica
Food & Pharma

Idropulitrici
Pressure Washing

Lavaggio Strade
Road Sweepers & Washers

Perforazione
Drilling

Oil & Gas
Oil & Gas

Disinfezione/ Trattamenti Chimici
Pest Control & Disinfection

RICERCA PER PORTATA
PUMPS LISTED ACCORDING TO FLOW RATE

PORTATA *FLOW*		RPM	PRESSIONE *PRESSURE*		MODELLO *MODEL*	PAG. *PAGE*
l/min	GPM		bar	PSI		
2.0	0.5	1450	100	1450	PNC 02/10 S	15
4.0	1.1	1450	100	1450	PNC 04/10 S	15
5.7	1.5	1450	150	2175	PSC 06/15 S	81
6.0	1.6	1450	100	1450	PNC 06/10 S	15
6.2	1.6	1750	100	1450	PSD 1.6/15 Z	82
7.6	2.0	1750	140	2030	PND 2.0/20 S	15
		1750	140	2030	PND 2.0/20 Z	17
8.0	2.1	1450	170	2465	PNC 08/17 I	18
		2800	140	2030	PNE 08/14 S	15
9.0	2.4	1450	110	1595	PNC 09/11 S	15
		1450	170	2465	PNC 09/17 S	16
		1450	200	2900	PKC 09/20 S	23
		1750	100	1450	PSD 2.4/15 Z	82
9.5	2.5	1750	140	2030	PND 2.5/20 S	15
		3400	140	2030	PNL 2.5/20 T	20
10.0	2.6	1450	200	2900	PKC 10/20 S	23
11.0	2.9	1450	110	1595	PNC 11/11 S	15
		1450	170	2465	PKC 11/17 S	23
		1450	150	2175	PSC 11/15 S	81
		1450	150	2175	PKWTC 11/15 S	89
		2800	140	2030	PNE 11/14 S	15
11.4	3.0	1750	140	2030	PND 3.0/20 S	15
		1750	140	2030	PND 3.0/30 Z	17
		3400	140	2030	PNL 3.0/20 T	20
		3400	170	2465	PNL 3.0/25 T	21
		3400	200	2900	PKL 3.0/30 W	25
11.5	3.0	1750	500	7250	CHD 3.0/75 S	50
		1750	100	1450	PSD 3.0/15 Z	82
12.0	3.2	1450	140	2030	PNC 12/14 I	19
		1450	500	7250	CHC 12/50 S	50
		1750	170	2465	PKD 3.0/25 S	23
13.0	3.4	1450	120	1740	PNC 13/12 S	15
		1450	150	2175	PNC 13/15 S	16
		1450	170	2465	PKC 13/17 S	23
		1450	200	2900	BC 13/20 S	28
		1450	200	2900	BC 13/20 I	30
		1450	300	4350	BKC 13/30 S	33
		1450	150	2175	PSC 13/15 S	81
		1450	200	2900	BCWC 13/20 S	88
		1450	150	2175	PKWTC 13/15 S	89
		2800	120	1740	PNE 13/12 S	15
		2800	150	2175	PNE 13/15 S	16
13.2	3.5	1750	140	2030	PND 3.5/20 S	15
		1750	140	2030	PND 3.5/20 Z	17
		1750	200	2900	BD 3.5/30 S	28
		3400	150	2175	PNL 3.5/22 T	21
		3400	200	2900	PKL 3.5/30 W	25
		3400	200	2900	PKL 3.5/30 T	26
13.4	3.5	1750	350	5075	CKD 3.5/51 S	43
13.5	3.6	1750	100	1450	PSD 3.6/15 Z	82
14.0	3.7	1450	200	2900	PKC 14/20 Z MI	27
14.1	3.7	1000	1250	18130	VY-B 14/1250 R	75
14.5	3.8	1200	1250	18130	VY-F 15/1250 R	75
14.6	3.9	1000	1000	14500	VY-B 15/1000 R	75
15.0	4.0	1200	1000	14500	VY-F 15/1000 R	75
		1450	150	2175	PKC 15/15 S	23
		1450	200	2900	PKC 15/20 S	23
		1450	150	2175	BC 15/15 S	28
		1450	200	2900	BC 15/20 S	28
		1450	200	2900	BC 15/20 I	30

PORTATA *FLOW*		RPM	PRESSIONE *PRESSURE*		MODELLO *MODEL*	PAG. *PAGE*
l/min	GPM		bar	PSI		
15.0	4.0	1450	200	2900	BC 15/20 T MI	32
		1450	250	3625	BKC 15/25 S	33
		1450	300	4350	BKC 15/30 S	33
		1450	300	4350	BKC 15/30 T MI	35
		1450	500	7250	CXC 15/50 S	49
		1450	1000	14500	VY-C 15/1000 R	75
		1450	200	2900	BSC 15/20 S	83
		1450	200	2900	BCWC 15/20 S	88
		1450	200	2900	BWTC 15/20 S	90
		1750	140	2030	PND 4.0/20 S	15
		1750	140	2030	PND 4.0/20 Z	17
		1750	140	2030	PND 4.0/20 T MI	22
		1750	170	2465	PKD 4.0/25 S	23
		1750	170	2465	PKD 4.0/25 U	24
		1750	300	4350	BKD 4.0/44 S	33
		3400	200	2900	PKL 4.0/30 W	25
		3400	250	3625	BKL 4.0/36 W	34
		3400	300	4350	BKL 4.0/44 W	34
15.5	4.1	1750	140	2030	BD 4.0/20 S	28
		1750	200	2900	BD 4.0/30 S	28
		1750	140	2030	BD 4.0/20 U	29
		1750	200	2900	BD 4.0/30 U	29
		1750	1000	14500	VY-D 4.0/15 R	75
		3400	200	2900	BL 4.0/30 W	31
16.0	4.2	1450	500	7250	CHC 16/50 S	50
		1750	500	7250	CHD 4.5/75 S	50
		1750	100	1450	PSD 4.2/15 Z	82
16.3	4.3	1750	500	7250	CXD 4.5/75 S	49
17.0	4.5	1450	350	5075	CKC 17/36 S	43
		1450	300	4350	CKC 17/30 S	44
		1750	350	5075	CKD 4.5/51 S	43
18.0	4.8	1450	500	7250	CXC 18/50 S	49
		1750	500	7250	CXD 5.0/75 S	49
18.1	4.8	1750	1000	14500	VY-D 5.0/15 R	75
18.2	4.8	1750	200	2900	BD 5.0/30 S	28
		1750	250	3650	BKD 5.0/36 S	33
18.5	4.9	1450	200	2900	BC 18/20 S	28
		1450	200	2900	BC 18/20 I	30
		1450	250	3625	BKC 18/25 S	33
		1450	200	2900	BSC 18/20 S	83
		1450	200	2900	BCWC 18/20 S	88
		1450	200	2900	BWTC 18/20 S	90
18.6	4.9	1000	500	7250	NK-B 18/500 R	57
		1000	500	7250	NH-B 18/500 R	58
		1450	1000	14500	VY-C 19/1000 R	75
19.0	5.0	1750	200	2900	BD 5.0/30 U	29
		3400	200	2900	BL 5.0/30 W	31
		3400	250	3625	BKL 5.0/36 W	34
19.5	5.2	1000	1000	14500	VY-B 20/1000 R	75
		1200	1000	14500	VY-F 20/1000 R	75
20.0	5.3	1000	800	11600	VY-B 20/800 R	75
		1200	800	11600	VY-F 20/800 R	75
		1450	500	7250	CHC 20/50 S	50
20.4	5.4	1000	500	7250	NK-B 21/500 R	57
		1000	500	7250	NH-B 21/500 R	58
20.8	5.5	1750	200	2900	CD 5.5/30 S	36
		1750	350	5075	CKD 5.5/51 S	43
		1750	300	4350	CKD 5.5/44 S	44
21.0	5.5	1000	200	2900	CB 21/20 S	36
		1000	600	8700	PENTA-B 21/600 R	67

RICERCA PER PORTATA
PUMPS LISTED ACCORDING TO FLOW RATE

PORTATA *FLOW*		RPM	PRESSIONE *PRESSURE*		MODELLO *MODEL*	PAG. *PAGE*
l/min	GPM		bar	PSI		
21.0	5.5	1450	150	2175	BC 21/15 S	28
		1450	200	2900	BC 21/20 S	28
		1450	200	2900	BC 21/20 T MI	32
		1450	250	3625	BKC 21/25 S	33
		1450	250	3625	BKC 21/25 T MI	35
		1450	200	2900	CC 21/20 S	36
		1450	350	5075	CKC 21/36 S	43
		1450	300	4350	CKC 21/30 S	44
		1450	200	2900	BSC 21/20 S	83
		1450	200	2900	BCWC 21/20 S	88
		1450	200	2900	BWTC 21/20 S	90
21.6	5.7	1750	500	7250	CXD 6.0/75 S	49
22.0	5.8	1450	500	7250	CXC 22/50 S	49
22.7	6.0	1750	200	2900	BD 6.0/30 S	28
		1750	350	5075	CKD 6.0/51 S	43
		1750	350	5075	CKD 6.0/51 T MI	47
24.0	6.3	1000	350	5075	NK-B 25/350 R	51
		1000	1000	14500	VY-B 25/1000 R	75
		1750	800	11600	VY-D 6.5/12 R	75
24.5	6.5	1000	800	11600	VY-B 25/800 R	75
25.0	6.6	1000	350	5075	PENTA-B 25/350 R	65
		1000	400	5800	PENTA-B 25/400 R	65
		1000	1000	14500	VY-B 25/1000 S	75
		1750	500	7250	NK-D 6.5/75 R	57
		1750	500	7250	NH-D 6.5/75 R	58
26.0	6.9	1000	200	2900	CB 26/20 S	38
		1450	200	2900	CC 26/20 S	36
		1450	300	4350	CKC 26/30 S	44
26.4	7.0	1450	500	7250	NK-C 26/500 R	57
		1450	500	7250	NH-C 26/500 R	58
		1750	200	2900	CD 7.0/30 S	36
27.0	7.1	1450	200	2900	CSC 27/20 S	84
28.0	7.4	1750	200	2900	CD 7.5/30 S	36
		1750	600	8700	PENTA-D 7.5/88 R	67
28.4	7.5	1750	300	4350	CKD 7.5/44 S	44
		1750	300	4350	CKD 7.5/44 T MI	48
30.0	7.9	1000	200	2900	CB 30/20 S	38
		1000	300	4350	PENTA-B 30/300 R	66
		1450	200	2900	CC 30/20 S	36
		1450	200	2900	CC 30/20 T MI	41
		1450	300	4350	CKC 30/30 S	44
		1450	600	8700	PENTA-C 30/600 R	67
31.3	8.3	1750	500	7250	NK-D 8.0/75 R	57
		1750	500	7250	NH-D 8.0/75 R	58
31.4	8.3	1450	500	7250	NK-C 30/500 R	57
		1450	500	7250	NH-C 30/500 R	58
32.2	8.5	1750	200	2900	CD 8.5/30 S	36
		1750	280	4060	CKD 8.5/40 S	44
32.7	8.6	1000	350	5075	NK-B 32/350 R	51
34.0	9.0	1000	200	2900	CB 34/20 S	38
		1450	200	2900	CC 34/20 S	36
		1450	250	3625	CKC 34/25 S	44
		1450	200	2900	CSC 34/20 S	84
34.6	9.1	1450	350	5075	NK-C 35/350 R	51
35.0	9.2	1450	350	5075	PENTA-C 35/350 R	65
		1450	400	5800	PENTA-C 35/400 R	65
36.0	9.5	1750	200	2900	CD 9.5/30 S	37
		1750	250	3625	CKD 9.5/36 S	44
		1750	250	3625	CKD 9.5/36 T MI	48
37.0	9.8	1000	300	4350	NK-B 37/300 R	51

PORTATA *FLOW*		RPM	PRESSIONE *PRESSURE*		MODELLO *MODEL*	PAG. *PAGE*
l/min	GPM		bar	PSI		
38.0	10.0	1450	170	2465	CC 38/17 S	38
		1450	170	2465	CC 38/17 T MI	42
		1450	200	2900	CKC 38/20 S	45
39.0	10.3	1000	250	3625	PENTA-B 40/250 R	66
40.0	10.6	1000	300	4350	PENTA-B 40/300 R	66
		1000	600	8700	VH-B 40/600 R	75
41.5	11.0	1750	170	2465	CD 11.0/25 S	37
		1750	220	3190	CKD 11.0/32 S	44
		1750	350	5075	NK-D 11.0/51 R	51
42.2	11.1	1000	250	3625	NK-B 42/250 R	51
43.0	11.4	1450	300	4350	PENTA-C 43/300 R	66
44.0	11.6	1450	170	2465	CC 42/17 S	39
		1450	200	2900	CKC 42/20 S	46
		1450	170	2465	CSC 42/17 S	84
		1450	170	2465	CWTC 42/17 S	92
45.5	12.0	1750	150	2175	CD 12.0/22 S	37
		1750	200	2900	CKD 12.0/30 S	46
47.1	12.5	1450	350	5075	NK-C 47/350 R	51
		1450	350	5075	NK-C 47/350 R MI	54
47.8	12.6	1000	250	3625	NK-B 50/250 R	51
49.0	12.9	1000	200	2900	PENTA-B 50/200 R	66
50.0	13.2	1000	150	2175	CB 50/15 S	40
		1450	150	2175	CC 50/15 S	40
		1450	200	2900	CKC 50/20 S	46
		1450	150	2175	CSC 50/15 S	84
		1450	150	2175	CWTC 50/15 S	92
52.1	13.8	1000	170	2465	NK-B 52/170 R	51
53.4	14.1	1450	300	4350	NK-C 55/300 R	51
		1450	300	4350	NK-C 55/300 R MI	54
56.6	14.9	1750	300	4350	NK-D 15.0/44 R	51
		1750	300	4350	NK-D 15.0/44 R MI	54
57.0	15.1	1450	250	3625	PENTA-C 55/250 R	66
58.0	15.3	1450	300	4350	PENTA-C 58/300 R	66
59.0	15.6	1000	170	2465	NK-B 60/170 R	51
60.0	15.9	1000	350	5075	VX-B 60/350 R	70
60.9	16.1	1450	250	3625	NK-C 60/250 R	51
		1450	250	3625	NK-C 60/250 R MI	54
65.0	17.2	1750	250	3625	NK-D 18.0/36 R	51
67.0	17.7	600	50	725	GAMMA 62 TS 1C	59
		600	50	725	GAMMA 62 TS 2C	59
		600	50	725	GAMMA 62 TS GR	59
69.0	18.2	1450	250	3625	NK-C 70/250 R	51
		1450	250	3625	NK-C 70/250 R MI	54
69.2	18.3	1000	150	2175	NK-B 70/150 R	51
70.0	18.5	1450	150	2175	CC 70/15 S	40
		1450	150	2175	CWTC 70/15 S	93
		1750	150	2175	CD 18.5/22 S	40
71.0	18.8	1450	200	2900	PENTA-C 70/200 R	66
75.0	19.8	1000	280	4060	VX-B 75/280 R	70
		1000	280	4060	VX-B 75/280 R MI	71
		1000	350	5075	VXX-B 75/350 R	76
		1000	350	5075	VXX-B 75/350 R MI	77
75.1	19.9	1450	170	2465	NK-C 75/170 R	51
		1450	170	2465	NK-C 75/170 R MI	55
		1450	170	2465	NKS-C 75/170 R	85
84.0	22.2	600	60	870	GAMMA 85 TS 1C	60
		600	60	870	GAMMA 85 TS 2C	60
		600	100	1450	GAMMA-IL 83 TS 1C	63
85.2	22.5	1450	170	2465	NKS-C 85/170 R	85
87.0	23.0	1450	170	2465	NK-C 85/170 R	51

RICERCA PER PORTATA
PUMPS LISTED ACCORDING TO FLOW RATE

PORTATA *FLOW*		RPM	PRESSIONE *PRESSURE*		MODELLO *MODEL*	PAG. *PAGE*
l/min	GPM		bar	PSI		
87.0	23.0	1450	170	2465	NK-C 85/170 R MI	55
90.2	23.8	1750	170	2465	NK-D 24.0/25 R	51
		1750	170	2465	NK-D 24.0/25 R MI	55
98.0	25.9	1000	200	2900	VX-B 100/200 R	69
		1000	200	2900	VX-B 100/200 R MI	72
		1000	200	2900	VXS-B 100/200 R	87
99.2	26.2	1000	100	1450	NK-B 100/100 R	53
100.0	26.4	1450	150	2175	NK-C 100/150 R	51
		1450	150	2175	NK-C 100/150 R MI	55
		1450	200	2900	VX-C 100/200 R	69
		1450	200	2900	VX-C 100/200 R MI	72
		1450	150	2175	NKS-C 100/150 R	85
		1750	170	2465	NK-D 27.0/25 R	51
		1750	170	2465	NK-D 27.0/25 R MI	55
106.5	28.1	600	60	870	GAMMA 105 TS 1C	60
		600	60	870	GAMMA 105 TS 2C	60
		600	100	1450	GAMMA-IL 103 TS 1C	63
124.5	32.9	800	300	4350	HX-A 135/300 R	78
		1500	300	4350	HXR1-C 135/300 R	79
		1500	300	4350	HXR1-C 135/300 R MI	80
		1800	300	4350	HXR1-D 135/300 R	79
		1800	300	4350	HXR1-D 135/300 R MI	80
		2200	300	4350	HXR1-M 135/300 R	79
		2200	300	4350	HXR1-M 135/300 R MI	80
125.0	33.0	1000	160	2320	VX-B 130/160 R	69
		1000	160	2320	VX-B 130/160 R MI	72
		1000	220	3190	VXX-B 130/220 R	76
		1000	220	3190	VXX-B 130/220 R MI	77
		1000	160	2320	VXS-B 130/160 R	87
126.2	33.3	1450	130	1885	NK-C 130/130 R	53
		1450	130	1885	NK-C 130/130 R MI	56
133.0	35.1	600	60	870	GAMMA 125 TS 1C	60
		600	60	870	GAMMA 125 TS 2C	60
135.0	35.7	1450	160	2320	VX-C 135/160 R	69
143.0	37.8	1450	100	1450	NK-C 145/100 R	53
		1450	100	1450	NK-C 145/100 R MI	56
153.0	39.0	600	50	725	GAMMA 155 TS 2C	61
155.0	41.0	800	110	1595	VX-A 161/110 R	69
		800	110	1595	VX-A 161/110 R MI	72
157.0	41.5	1000	130	1885	VX-B 160/130 R	69
		1000	130	1885	VX-B 160/130 R MI	72
		1000	180	2610	VXX-B 160/180 R	76
		1000	180	2610	VXX-B 160/180 R MI	77
		1000	130	1885	VXS-B 160/130 R	87
162.5	42.9	800	240	3480	HX-A 160/240 R	78
		1500	240	3480	HXR1-C 160/240 R	79
		1500	240	3480	HXR1-C 160/240 R MI	80
		1800	240	3480	HXR1-D 160/240 R	79

PORTATA *FLOW*		RPM	PRESSIONE *PRESSURE*		MODELLO *MODEL*	PAG. *PAGE*
l/min	GPM		bar	PSI		
162.5	42.9	1800	240	3480	HXR1-D 160/240 R MI	80
		2200	240	3480	HXR1-M 160/240 R	79
		2200	240	3480	HXR1-M 160/240 R MI	80
163.0	43.1	600	80	1160	GAMMA-IL 160 TS 1C	64
164.0	43.3	600	60	870	GAMMA 162 TS 1C	62
		600	60	870	GAMMA 162 TS 2C	62
199.0	52.6	1000	100	1450	VX-B 200/100 R	69
		1000	100	1450	VX-B 200/100 R MI	72
		1000	150	2175	VXX-B 200/150 R	76
		1000	150	2175	VXX-B 200/150 R MI	77
202.0	54.4	600	80	1160	GAMMA-IL 200 TS 1C	64
206.0	54.4	800	200	2900	HX-A 200/200 R	78
		1500	200	2900	HXR1-C 200/200 R	79
		1500	200	2900	HXR1-C 200/200 R MI	80
		1800	200	2900	HXR1-D 200/200 R	79
		1800	200	2900	HXR1-D 200/200 R MI	80
		2200	200	2900	HXR1-M 200/200 R	79
		2200	200	2900	HXR1-M 200/200 R MI	80
208.0	55.0	600	60	870	GAMMA 202 TS 1C	62
		600	60	870	GAMMA 202 TS 2C	62
226.0	59.7	1200	140	2030	VXX-F 230/140 R	76
		1200	140	2030	VXX-F 230/140 R MI	77
240.0	63.4	550	60	870	GAMMA 242 TS 1C	62
		550	60	870	GAMMA 242 TS 2C	62
260.0	68.7	800	60	870	VX6-A 260/60 TS 1C	73
		800	160	2320	HX-A 250/160 R	78
		1500	160	2320	HXR1-C 250/160 R	79
		1500	160	2320	HXR1-C 250/160 R MI	80
		1800	160	2320	HXR1-D 250/160 R	79
		1800	160	2320	HXR1-D 250/160 R MI	80
		2200	160	2320	HXR1-M 250/160 R	79
		2200	160	2320	HXR1-M 250/160 R MI	80
323.3	85.4	800	130	1885	HX-A 310/130 R	78
		1500	130	1885	HXR1-C 310/130 R	79
		1500	130	1885	HXR1-C 310/130 R MI	80
		1800	130	1885	HXR1-D 310/130 R	79
		1800	130	1885	HXR1-D 310/130 R MI	80
		2200	130	1885	HXR1-M 310/130 R	79
		2200	130	1885	HXR1-M 310/130 R MI	80
329.3	87.0	800	50	725	VX6-A 330/50 TS 1C	73
395.1	104.4	800	100	1450	HX-A 400/100 R	78
		1500	100	1450	HXR1-C 400/100 R	79
		1500	100	1450	HXR1-C 400/100 R MI	80
		1800	100	1450	HXR1-D 400/100 R	79
		1800	100	1450	HXR1-D 400/100 R MI	80
		2200	100	1450	HXR1-M 400/100 R	79
		2200	100	1450	HXR1-M 400/100 R MI	80
411.7	108.8	800	40	580	VX6-A 410/40 TS 1C	73

RICERCA PER PRESSIONE
PUMPS LISTED ACCORDING TO PRESSURE

PRESSIONE *PRESSURE*		RPM	PORTATA *FLOW*		MODELLO *MODEL*	PAG. *PAGE*
bar	PSI		l/min	GPM		
40	580	800	411.7	108.8	VX6-A 410/40 TS 1C	73
50	725	600	67.0	17.7	GAMMA 62 TS 1C	59
		600	67.0	17.7	GAMMA 62 TS 2C	59
		600	67.0	17.7	GAMMA 62 TS GR	59
		600	153.0	39.0	GAMMA 155 TS 2C	61
		800	329.3	87.0	VX6-A 330/50 TS 1C	73
60	870	550	240.0	63.4	GAMMA 242 TS 1C	62
		550	240.0	63.4	GAMMA 242 TS 2C	62
		600	106.5	28.1	GAMMA 105 TS 1C	60
		600	106.5	28.1	GAMMA 105 TS 2C	60
		600	133.0	35.1	GAMMA 125 TS 1C	60
		600	133.0	35.1	GAMMA 125 TS 2C	60
		600	84.0	22.2	GAMMA 85 TS 1C	60
		600	84.0	22.2	GAMMA 85 TS 2C	60
		600	164.0	43.3	GAMMA 162 TS 1C	62
		600	164.0	43.3	GAMMA 162 TS 2C	62
		600	208.0	55.0	GAMMA 202 TS 1C	62
		600	208.0	55.0	GAMMA 202 TS 2C	62
		800	260.0	68.7	VX6-A 260/60 TS 1C	73
80	1160	600	163.0	43.1	GAMMA-IL 160 TS 1C	64
		600	202.0	54.4	GAMMA-IL 200 TS 1C	64
100	1450	600	106.5	28.1	GAMMA-IL 103 TS 1C	63
		600	84.0	22.2	GAMMA-IL 83 TS 1C	63
		800	395.1	104.4	HX-A 400/100 R	78
		1000	99.2	26.2	NK-B 100/100 R	53
		1000	199.0	52.6	VX-B 200/100 R	69
		1000	199.0	52.6	VX-B 200/100 R MI	72
		1450	2.0	0.5	PNC 02/10 S	15
		1450	4.0	1.1	PNC 04/10 S	15
		1450	6.0	1.6	PNC 06/10 S	15
		1450	143.0	37.8	NK-C 145/100 R	53
		1450	143.0	37.8	NK-C 145/100 R MI	56
		1500	395.1	104.4	HXR1-C 400/100 R	79
		1500	395.1	104.4	HXR1-C 400/100 R MI	80
		1750	6.2	1.6	PSD 1.6/15 Z	82
		1750	9.0	2.4	PSD 2.4/15 Z	82
		1750	13.5	3.6	PSD 3.6/15 Z	82
		1750	11.5	3.0	PSD 3.0/15 Z	82
		1750	16.0	4.2	PSD 4.2/15 Z	82
		1800	395.1	104.4	HXR1-D 400/100 R	79
		1800	395.1	104.4	HXR1-D 400/100 R MI	80
		2200	395.1	104.4	HXR1-M 400/100 R	79
		2200	395.1	104.4	HXR1-M 400/100 R MI	80
110	1595	800	155.0	41.0	VX-A 161/110 R	69
		800	155.0	41.0	VX-A 161/110 R MI	72
		1450	9.0	2.4	PNC 09/11 S	15
		1450	11.0	2.9	PNC 11/11 S	15
120	1740	1450	13.0	3.4	PNC 13/12 S	15
		2800	13.0	3.4	PNE 13/12 S	15
130	1885	800	323.3	85.4	HX-A 310/130 R	78
		1000	157.0	41.5	VX-B 160/130 R	69
		1000	157.0	41.5	VX-B 160/130 R MI	72
		1000	157.0	41.5	VXS-B 160/130 R	87
		1450	126.2	33.3	NK-C 130/130 R	53
		1450	126.2	33.3	NK-C 130/130 R MI	56
		1500	323.3	85.4	HXR1-C 310/130 R	79
		1500	323.3	85.4	HXR1-C 310/130 R MI	80
		1800	323.3	85.4	HXR1-D 310/130 R	79
		1800	323.3	85.4	HXR1-D 310/130 R MI	80
		2200	323.3	85.4	HXR1-M 310/130 R	79

PRESSIONE *PRESSURE*		RPM	PORTATA *FLOW*		MODELLO *MODEL*	PAG. *PAGE*
bar	PSI		l/min	GPM		
130	1885	2200	323.3	85.4	HXR1-M 310/130 R MI	80
140	2030	1200	226.0	59.7	VXX-F 230/140 R	76
		1200	226.0	59.7	VXX-F 230/140 R MI	77
		1450	12.0	3.2	PNC 12/14 I	19
		1750	7.6	2.0	PND 2.0/20 S	15
		1750	9.5	2.5	PND 2.5/20 S	15
		1750	11.4	3.0	PND 3.0/20 S	15
		1750	13.2	3.5	PND 3.5/20 S	15
		1750	15.0	4.0	PND 4.0/20 S	15
		1750	7.6	2.0	PND 2.0/20 Z	17
		1750	11.4	3.0	PND 3.0/30 Z	17
		1750	13.2	3.5	PND 3.5/20 Z	17
		1750	15.0	4.0	PND 4.0/20 Z	17
		1750	15.0	4.0	PND 4.0/20 T MI	22
		1750	15.5	4.1	BD 4.0/20 S	28
		1750	15.5	4.1	BD 4.0/20 U	29
		2800	8.0	2.1	PNE 08/14 S	15
		2800	11.0	2.9	PNE 11/14 S	15
		3400	9.5	2.5	PNL 2.5/20 T	20
		3400	11.4	3.0	PNL 3.0/20 T	20
150	2175	1000	50.0	13.2	CB 50/15 S	40
		1000	69.2	18.3	NK-B 70/150 R	51
		1000	199.0	52.6	VXX-B 200/150 R	76
		1000	199.0	52.6	VXX-B 200/150 R MI	77
		1450	13.0	3.4	PNC 13/15 S	16
		1450	15.0	4.0	PKC 15/15 S	23
		1450	15.0	4.0	BC 15/15 S	28
		1450	21.0	5.5	BC 21/15 S	28
		1450	50.0	13.2	CC 50/15 S	40
		1450	70.0	18.5	CC 70/15 S	40
		1450	100.0	26.4	NK-C 100/150 R	51
		1450	100.0	26.4	NK-C 100/150 R MI	55
		1450	5.7	1.5	PSC 06/15 S	81
		1450	11.0	2.9	PSC 11/15 S	81
		1450	13.0	3.4	PSC 13/15 S	81
		1450	50.0	13.2	CSC 50/15 S	84
		1450	100.0	26.4	NKS-C 100/150 R	85
		1450	11.0	2.9	PKWTC 11/15 S	89
		1450	13.0	3.4	PKWTC 13/15 S	89
		1450	50.0	13.2	CWTC 50/15 S	92
		1450	70.0	18.5	CWTC 70/15 S	93
		1750	45.5	12.0	CD 12.0/22 S	37
		1750	70.0	18.5	CD 18.5/22 S	40
		2800	13.0	3.4	PNE 13/15 S	16
		3400	13.2	3.5	PNL 3.5/22 T	21
160	2320	800	260.0	68.7	HX-A 250/160 R	78
		1000	125.0	33.0	VX-B 130/160 R	69
		1000	125.0	33.0	VX-B 130/160 R MI	72
		1000	125.0	33.0	VXS-B 130/160 R	87
		1450	135.0	35.7	VX-C 135/160 R	69
		1500	260.0	68.7	HXR1-C 250/160 R	79
		1500	260.0	68.7	HXR1-C 250/160 R MI	80
		1800	260.0	68.7	HXR1-D 250/160 R	79
		1800	260.0	68.7	HXR1-D 250/160 R MI	80
		2200	260.0	68.7	HXR1-M 250/160 R	79
		2200	260.0	68.7	HXR1-M 250/160 R MI	80
170	2465	1000	52.1	13.8	NK-B 52/170 R	51
		1000	59.0	15.6	NK-B 60/170 R	51
		1450	9.0	2.4	PNC 09/17 S	16
		1450	8.0	2.1	PNC 08/17 I	18

RICERCA PER PRESSIONE
PUMPS LISTED ACCORDING TO PRESSURE

PRESSIONE *PRESSURE*		RPM	PORTATA *FLOW*		MODELLO *MODEL*	PAG. *PAGE*
bar	PSI		l/min	GPM		
170	2465	1450	11.0	2.9	PKC 11/17 S	23
		1450	13.0	3.4	PKC 13/17 S	23
		1450	38.0	10.0	CC 38/17 S	38
		1450	44.0	11.6	CC 42/17 S	39
		1450	38.0	10.0	CC 38/17 T MI	42
		1450	75.1	19.9	NK-C 75/170 R	51
		1450	87.0	23.0	NK-C 85/170 R	51
		1450	75.1	19.9	NK-C 75/170 R MI	55
		1450	87.0	23.0	NK-C 85/170 R MI	55
		1450	44.0	11.6	CSC 42/17 S	84
		1450	75.1	19.9	NKS-C 75/170 R	85
		1450	85.2	22.5	NKS-C 85/170 R	85
		1450	44.0	11.6	CWTC 42/17 S	92
		1750	12.0	3.2	PKD 3.0/25 S	23
		1750	15.0	4.0	PKD 4.0/25 S	23
		1750	15.0	4.0	PKD 4.0/25 U	24
		1750	41.5	11.0	CD 11.0/25 S	37
		1750	90.2	23.8	NK-D 24.0/25 R	51
		1750	100.0	26.4	NK-D 27.0/25 R	51
		1750	90.2	23.8	NK-D 24.0/25 R MI	55
		1750	100.0	26.4	NK-D 27.0/25 R MI	55
		3400	11.4	3.0	PNL 3.0/25 T	21
180	2610	1000	157.0	41.5	VXX-B 160/180 R	76
		1000	157.0	41.5	VXX-B 160/180 R MI	77
		800	206.0	54.4	HX-A 200/200 R	78
200	2900	1000	21.0	5.5	CB 21/20 S	36
		1000	26.0	6.9	CB 26/20 S	38
		1000	30.0	7.9	CB 30/20 S	38
		1000	34.0	9.0	CB 34/20 S	38
		1000	49.0	12.9	PENTA-B 50/200 R	66
		1000	98.0	25.9	VX-B 100/200 R	69
		1000	98.0	25.9	VX-B 100/200 R MI	72
		1000	98.0	25.9	VXS-B 100/200 R	87
		1450	9.0	2.4	PKC 09/20 S	23
		1450	10.0	2.6	PKC 10/20 S	23
		1450	15.0	4.0	PKC 15/20 S	23
		1450	14.0	3.7	PKC 14/20 Z MI	27
		1450	13.0	3.4	BC 13/20 S	28
		1450	15.0	4.0	BC 15/20 S	28
		1450	18.5	4.9	BC 18/20 S	28
		1450	21.0	5.5	BC 21/20 S	28
		1450	13.0	3.4	BC 13/20 I	30
		1450	15.0	4.0	BC 15/20 I	30
		1450	18.5	4.9	BC 18/20 I	30
		1450	15.0	4.0	BC 15/20 T MI	32
		1450	21.0	5.5	BC 21/20 T MI	32
		1450	21.0	5.5	CC 21/20 S	36
		1450	26.0	6.9	CC 26/20 S	36
		1450	30.0	7.9	CC 30/20 S	36
		1450	34.0	9.0	CC 34/20 S	36
		1450	30.0	7.9	CC 30/20 T MI	41
		1450	38.0	10.0	CKC 38/20 S	45
		1450	44.0	11.6	CKC 42/20 S	46
		1450	50.0	13.2	CKC 50/20 S	46
		1450	71.0	18.8	PENTA-C 70/200 R	66
		1450	100.0	26.4	VX-C 100/200 R	69
		1450	100.0	26.4	VX-C 100/200 R MI	72
		1450	15.0	4.0	BSC 15/20 S	83
		1450	18.5	4.9	BSC 18/20 S	83
		1450	21.0	5.5	BSC 21/20 S	83

PRESSIONE *PRESSURE*		RPM	PORTATA *FLOW*		MODELLO *MODEL*	PAG. *PAGE*
bar	PSI		l/min	GPM		
200	2900	1450	27.0	7.1	CSC 27/20 S	84
		1450	34.0	9.0	CSC 34/20 S	84
		1450	13.0	3.4	BCWC 13/20 S	88
		1450	15.0	4.0	BCWC 15/20 S	88
		1450	18.5	4.9	BCWC 18/20 S	88
		1450	21.0	5.5	BCWC 21/20 S	88
		1450	15.0	4.0	BWTC 15/20 S	90
		1450	18.5	4.9	BWTC 18/20 S	90
		1450	21.0	5.5	BWTC 21/20 S	90
		1500	206.0	54.4	HXR1-C 200/200 R	79
		1500	206.0	54.4	HXR1-C 200/200 R MI	80
		1750	13.2	3.5	BD 3.5/30 S	28
		1750	15.5	4.1	BD 4.0/30 S	28
		1750	18.2	4.8	BD 5.0/30 S	28
		1750	22.7	6.0	BD 6.0/30 S	28
		1750	15.5	4.1	BD 4.0/30 U	29
		1750	19.0	5.0	BD 5.0/30 U	29
		1750	20.8	5.5	CD 5.5/30 S	36
		1750	26.4	7.0	CD 7.0/30 S	36
		1750	28.0	7.4	CD 7.5/30 S	36
		1750	32.2	8.5	CD 8.5/30 S	36
		1750	36.0	9.5	CD 9.5/30 S	37
		1750	45.5	12.0	CKD 12.0/30 S	46
		1800	206.0	54.4	HXR1-D 200/200 R	79
		1800	206.0	54.4	HXR1-D 200/200 R MI	80
		2200	206.0	54.4	HXR1-M 200/200 R	79
		2200	206.0	54.4	HXR1-M 200/200 R MI	80
		3400	11.4	3.0	PKL 3.0/30 W	25
		3400	13.2	3.5	PKL 3.5/30 W	25
		3400	15.0	4.0	PKL 4.0/30 W	25
		3400	13.2	3.5	PKL 3.5/30 T	26
		3400	15.5	4.1	BL 4.0/30 W	31
		3400	19.0	5.0	BL 5.0/30 W	31
220	3190	1000	125.0	33.0	VXX-B 130/220 R	76
		1000	125.0	33.0	VXX-B 130/220 R MI	77
		1750	41.5	11.0	CKD 11.0/32 S	44
240	3480	800	162.5	42.9	HX-A 160/240 R	78
		1500	162.5	42.9	HXR1-C 160/240 R	79
		1500	162.5	42.9	HXR1-C 160/240 R MI	80
		1800	162.5	42.9	HXR1-D 160/240 R	79
		1800	162.5	42.9	HXR1-D 160/240 R MI	80
		2200	162.5	42.9	HXR1-M 160/240 R	79
		2200	162.5	42.9	HXR1-M 160/240 R MI	80
250	3625	1000	42.2	11.1	NK-B 42/250 R	51
		1000	47.8	12.6	NK-B 50/250 R	51
		1000	39.0	10.3	PENTA-B 40/250 R	66
		1450	15.0	4.0	BKC 15/25 S	33
		1450	18.5	4.9	BKC 18/25 S	33
		1450	21.0	5.5	BKC 21/25 S	33
		1450	21.0	5.5	BKC 21/25 T MI	35
		1450	34.0	9.0	CKC 34/25 S	44
		1450	60.9	16.1	NK-C 60/250 R	51
		1450	69.0	18.2	NK-C 70/250 R	51
		1450	60.9	16.1	NK-C 60/250 R MI	54
		1450	69.0	18.2	NK-C 70/250 R MI	54
		1450	57.0	15.1	PENTA-C 55/250 R	66
		1750	18.2	4.8	BKD 5.0/36 S	33
		1750	36.0	9.5	CKD 9.5/36 S	44
		1750	36.0	9.5	CKD 9.5/36 T MI	48
		1750	65.0	17.2	NK-D 18.0/36 R	51

RICERCA PER PRESSIONE
PUMPS LISTED ACCORDING TO PRESSURE

PRESSIONE *PRESSURE*		RPM	PORTATA *FLOW*		MODELLO *MODEL*	PAG. *PAGE*
bar	PSI		l/min	GPM		
250	3625	3400	15.0	4.0	BKL 4.0/36 W	34
		3400	19.0	5.0	BKL 5.0/36 W	34
280	4060	1000	75.0	19.8	VX-B 75/280 R	70
		1000	75.0	19.8	VX-B 75/280 R MI	71
		1750	32.2	8.5	CKD 8.5/40 S	44
300	4350	800	124.5	32.9	HX-A 135/300 R	78
		1000	37.0	9.8	NK-B 37/300 R	51
		1000	30.0	7.9	PENTA-B 30/300 R	66
		1000	40.0	10.6	PENTA-B 40/300 R	66
		1450	13.0	3.4	BKC 13/30 S	33
		1450	15.0	4.0	BKC 15/30 S	33
		1450	15.0	4.0	BKC 15/30 T MI	35
		1450	17.0	4.5	CKC 17/30 S	44
		1450	21.0	5.5	CKC 21/30 S	44
		1450	26.0	6.9	CKC 26/30 S	44
		1450	30.0	7.9	CKC 30/30 S	44
		1450	53.4	14.1	NK-C 55/300 R	51
		1450	53.4	14.1	NK-C 55/300 R MI	54
		1450	43.0	11.4	PENTA-C 43/300 R	66
		1450	58.0	15.3	PENTA-C 58/300 R	66
		1500	124.5	32.9	HXR1-C 135/300 R	79
		1500	124.5	32.9	HXR1-C 135/300 R MI	80
		1750	15.0	4.0	BKD 4.0/44 S	33
		1750	20.8	5.5	CKD 5.5/44 S	44
		1750	28.4	7.5	CKD 7.5/44 S	44
		1750	28.4	7.5	CKD 7.5/44 T MI	48
		1750	56.6	14.9	NK-D 15.0/44 R	51
		1750	56.6	14.9	NK-D 15.0/44 R MI	54
		1800	124.5	32.9	HXR1-D 135/300 R	79
		1800	124.5	32.9	HXR1-D 135/300 R MI	80
		2200	124.5	32.9	HXR1-M 135/300 R	79
		2200	124.5	32.9	HXR1-M 135/300 R MI	80
		3400	15.0	4.0	BKL 4.0/44 W	34
350	5075	1000	24.0	6.3	NK-B 25/350 R	51
		1000	32.7	8.6	NK-B 32/350 R	51
		1000	25.0	6.6	PENTA-B 25/350 R	65
		1000	60.0	15.9	VX-B 60/350 R	70
		1000	75.0	19.8	VXX-B 75/350 R	76
		1000	75.0	19.8	VXX-B 75/350 R MI	77
		1450	17.0	4.5	CKC 17/36 S	43
		1450	21.0	5.5	CKC 21/36 S	43
		1450	34.6	9.1	NK-C 35/350 R	51
		1450	47.1	12.5	NK-C 47/350 R	51
		1450	47.1	12.5	NK-C 47/350 R MI	54
		1450	35.0	9.2	PENTA-C 35/350 R	65
		1750	13.4	3.5	CKD 3.5/51 S	43
		1750	17.0	4.5	CKD 4.5/51 S	43
		1750	20.8	5.5	CKD 5.5/51 S	43
		1750	22.7	6.0	CKD 6.0/51 S	43

PRESSIONE *PRESSURE*		RPM	PORTATA *FLOW*		MODELLO *MODEL*	PAG. *PAGE*
bar	PSI		l/min	GPM		
350	5075	1750	22.7	6.0	CKD 6.0/51 T MI	47
		1750	41.5	11.0	NK-D 11.0/51 R	51
400	5800	1000	25.0	6.6	PENTA-B 25/400 R	65
		1450	35.0	9.2	PENTA-C 35/400 R	65
500	7250	1000	18.6	4.9	NK-B 18/500 R	57
		1000	20.4	5.4	NK-B 21/500 R	57
		1000	18.6	4.9	NH-B 18/500 R	58
		1000	20.4	5.4	NH-B 21/500 R	58
		1450	15.0	4.0	CXC 15/50 S	49
		1450	18.0	4.8	CXC 18/50 S	49
		1450	22.0	5.8	CXC 22/50 S	49
		1450	12.0	3.2	CHC 12/50 S	50
		1450	16.0	4.2	CHC 16/50 S	50
		1450	20.0	5.3	CHC 20/50 S	50
		1450	26.4	7.0	NK-C 26/500 R	57
		1450	31.4	8.3	NK-C 30/500 R	57
		1450	26.4	7.0	NH-C 26/500 R	58
		1450	31.4	8.3	NH-C 30/500 R	58
		1750	16.3	4.3	CXD 4.5/75 S	49
		1750	18.0	4.8	CXD 5.0/75 S	49
		1750	21.6	5.7	CXD 6.0/75 S	49
		1750	11.5	3.0	CHD 3.0/75 S	50
		1750	16.0	4.2	CHD 4.5/75 S	50
		1750	25.0	6.6	NK-D 6.5/75 R	57
		1750	31.3	8.3	NK-D 8.0/75 R	57
		1750	25.0	6.6	NH-D 6.5/75 R	58
		1750	31.3	8.3	NH-D 8.0/75 R	58
600	8700	1000	21.0	5.5	PENTA-B 21/600 R	67
		1000	40.0	10.6	VH-B 40/600 R	75
		1450	30.0	7.9	PENTA-C 30/600 R	67
		1750	28.0	7.4	PENTA-D 7.5/88 R	67
800	11600	1000	20.0	5.3	VY-B 20/800 R	75
		1000	24.5	6.5	VY-B 25/800 R	75
		1200	20.0	5.3	VY-F 20/800 R	75
		1750	24.0	6.3	VY-D 6.5/12 R	75
1000	14500	1000	14.6	3.9	VY-B 15/1000 R	75
		1000	19.5	5.2	VY-B 20/1000 R	75
		1000	24.0	6.3	VY-B 25/1000 R	75
		1000	25.0	6.6	VY-B 25/1000 S	75
		1200	15.0	4.0	VY-F 15/1000 R	75
		1200	19.5	5.2	VY-F 20/1000 R	75
		1450	15.0	4.0	VY-C 15/1000 R	75
		1450	18.6	4.9	VY-C 19/1000 R	75
		1750	15.5	4.1	VY-D 4.0/15 R	75
		1750	18.1	4.8	VY-D 5.0/15 R	75
1250	18130	1000	14.1	3.7	VY-B 14/1250 R	75
		1200	14.5	3.8	VY-F 15/1250 R	75
		1200	14.5	3.8	VY-F 15/1250 R	75

- **POMPE STANDARD** *STANDARD PUMPS*
- **POMPE IN ACCIAIO INOX** *STAINLESS STEEL PUMPS*
- **POMPE PER ACQUA CALDA** *HIGH WATER TEMPERATURE PUMPS*
- **POMPE PER CAR WASH** *CAR WASH PUMPS*
- **POMPE ATEX** *ATEX PUMPS*
- **ELETTROPOMPE** *PUMP MOTOR UNITS*
- **MOTOPOMPE** *PUMP ENGINE UNITS*
- **GRUPPI POMPA CON MOTORE IDRAULICO** *HYDRAULIC PUMP UNITS*

PN

Tutti i modelli di Pompe della serie PN sono disponibili con Testata in Alluminio per pressioni fino a 90 bar (1300 PSI).

All models of PN Pumps are available with Aluminium Head for pressure up to 90 bar (1300 PSI).

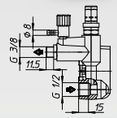

Alcuni modelli di Pompe delle serie PN sono disponibili con Valvola di regolazione (e dosatore) incorporata nella testata. Nella descrizione della Pompa viene aggiunta una "V" alla fine. Esempio: PNC 13/12 S diventa PNC 13/12 S-V. Per informazioni su prezzi e codici per favore contattare l'azienda.

Some Pump models of PN serie are available with built-in Unloader valve (and injector). The model description takes a "V" at the end. Example: PNC 13/12 S becomes PNC 13/12 S-V. For price and code information please contact us.



RPM	CODICE *CODE*	MODELLO *MODEL*	PORTATA *FLOW*		PRESSIONE *PRESSURE*		POTENZA *POWER*		PESO *WEIGHT*	PRESA DI FORZA *SHAFT TYPE*
			l/min	GPM	bar	PSI	HP	kW	Kg	
1450	273100	PNC 02/10 S	2.0	0.5	100	1450	0.5	0.4	5.3	S - Albero MASCHIO 24 mm DX *S - MALE Shaft 24 mm RIGHT*
	959800	PNC 04/10 S	4.0	1.1	100	1450	1.0	0.7	5.3	
	959900	PNC 06/10 S	6.0	1.6	100	1450	1.5	1.1	5.3	
	950600	PNC 09/11 S	9.0	2.4	110	1595	2.5	1.9	5.3	
	950200	PNC 11/11 S	11.0	2.9	110	1595	3.1	2.3	5.3	
	950700	PNC 13/12 S	13.0	3.4	120	1740	4.0	3.0	5.3	
1750	949700	PND 2.0/20 S	7.6	2.0	140	2030	2.7	2.0	5.3	
	271000	PND 2.5/20 S	9.5	2.5	140	2030	3.4	2.5	5.3	
	951100	PND 3.0/20 S	11.4	3.0	140	2030	4.1	3.1	5.3	
	950500	PND 3.5/20 S	13.2	3.5	140	2030	4.7	3.5	5.3	
	951300	PND 4.0/20 S	15.0	4.0	140	2030	5.4	4.0	5.3	
2800	949200	PNE 08/14 S	8.0	2.1	140	2030	2.9	2.2	5.3	
	949600	PNE 11/14 S	11.0	2.9	140	2030	3.9	2.9	5.3	
	949900	PNE 13/12 S	13.0	3.4	120	1740	4.0	3.0	5.3	

Tutti i modelli di POMPE sono disponibili con Presa di Forza Sinistra (L). Esempio : PNC 02/10 S-L

All models of PUMPS are available with Left P.T.O. Shaft (L). Example : PNC 02/10 S-L

Dimensioni d'ingombro (mm) - *Overall Dimensions (mm)*

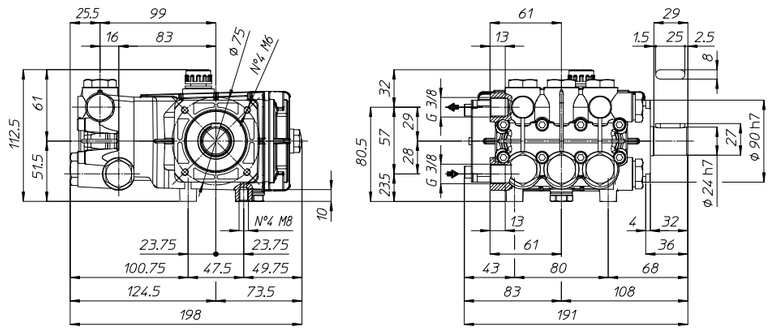

PN



Tutti i modelli di Pompe della serie PN sono disponibili con Testata in Alluminio per pressioni fino a 90 bar (1300 PSI).

All models of PN Pumps are available with Aluminium Head for pressure up to 90 bar (1300 PSI).

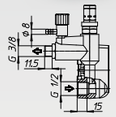

Alcuni modelli di Pompe delle serie PN sono disponibili con Valvola di regolazione (e dosatore) incorporata nella testata. Nella descrizione della Pompa viene aggiunta una "V" alla fine. Esempio: PNC 13/15 S diventa PNC 13/15 S-V. Per informazioni su prezzi e codici per favore contattare l'azienda.

Some Pump models of PN serie are available with built-in Unloader valve (and injector). The model description takes a "V" at the end. Example: PNC 13/15 S becomes PNC 13/15 S-V. For price and code information please contact us.

RPM	CODICE *CODE*	MODELLO *MODEL*	PORTATA *FLOW*		PRESSIONE *PRESSURE*		POTENZA *POWER*		PESO *WEIGHT*	PRESA DI FORZA *SHAFT TYPE*
			l/min	GPM	bar	PSI	HP	kW	Kg	
1450	**951400**	**PNC 09/17 S**	9.0	2.4	170	2465	3.9	2.9	5.6	S - Albero MASCHIO 24 mm DX *S - MALE Shaft 24 mm RIGHT*
	951000	**PNC 13/15 S**	13.0	3.4	150	2175	5.0	3.7	5.6	
2800	**950000**	**PNE 13/15 S**	13.0	3.4	150	2175	5.0	3.7	5.6	

Tutti i modelli di POMPE sono disponibili con Presa di Forza Sinistra (L). Esempio : PNC 09/17 S-L

All models of PUMPS are available with Left P.T.O. Shaft (L). Example : PNC 09/17 S-L

Dimensioni d'ingombro (mm) - *Overall Dimensions (mm)*

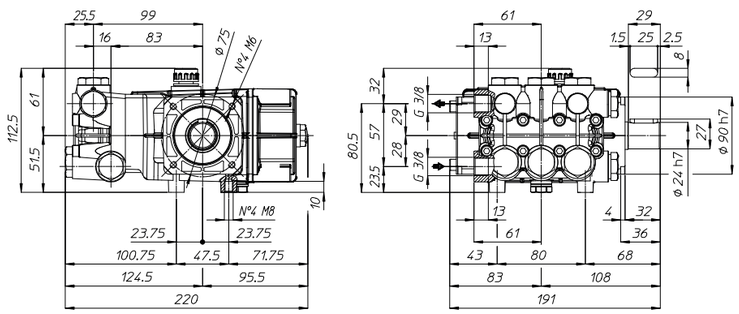

PN

Tutti i modelli di Pompe della serie PN sono disponibili con Testata in Alluminio per pressioni fino a 90 bar (1300 PSI).

All models of PN Pumps are available with Aluminium Head for pressure up to 90 bar (1300 PSI).

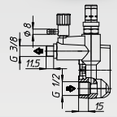

Alcuni modelli di Pompe delle serie PN sono disponibili con Valvola di regolazione (e dosatore) incorporata nella testata. Nella descrizione della Pompa viene aggiunta una "V" alla fine. Esempio: PND 2.0/20 Z diventa PND 2.0/20 Z-V. Per informazioni su prezzi e codici per favore contattare l'azienda.

Some Pump models of PN serie are available with built-in Unloader valve (and injector). The model description takes a "V" at the end. Example: PND 2.0/20 Z becomes PND 2.0/20 Z-V. For price and code information please contact us.



RPM	CODICE *CODE*	MODELLO *MODEL*	PORTATA *FLOW*		PRESSIONE *PRESSURE*		POTENZA *POWER*		PESO *WEIGHT*	PRESA DI FORZA *SHAFT TYPE*
			l/min	GPM	bar	PSI	HP	kW	Kg	
1750	**952000**	**PND 2.0/20 Z**	7.6	2.0	140	2030	2.7	2.0	5.7	Z - Albero CAVO 5/8" DX *Z - HOLLOW Shaft 5/8" RIGHT*
	952400	**PND 3.0/20 Z**	11.4	3.0	140	2030	4.1	3.1	5.7	
	952200	**PND 3.5/20 Z**	13.2	3.5	140	2030	4.7	3.5	5.7	
	952700	**PND 4.0/20 Z**	15.0	4.0	140	2030	5.4	4.0	5.7	

Tutti i modelli di POMPE sono disponibili con Presa di Forza Sinistra (L). Esempio : PND 2.0/20 Z-L

All models of PUMPS are available with Left P.T.O. Shaft (L). Example : PND 2.0/20 Z-L

Dimensioni d'ingombro (mm) - *Overall Dimensions (mm)*

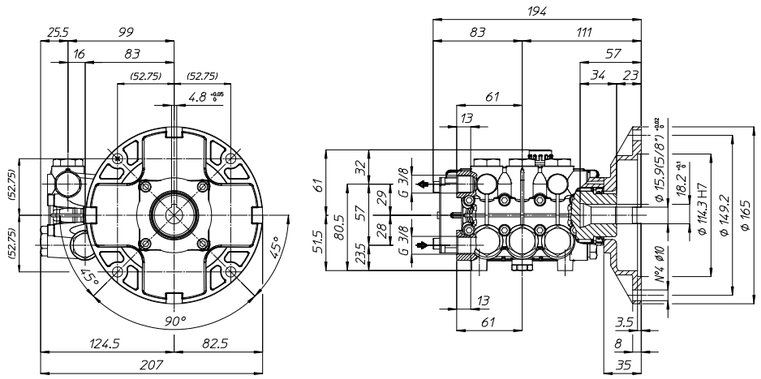

PN



Tutti i modelli di Pompe della serie PN sono disponibili con Testata in Alluminio per pressioni fino a 90 bar (1300 PSI).

All models of PN Pumps are available with Aluminium Head for pressure up to 90 bar (1300 PSI).

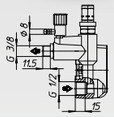

Alcuni modelli di Pompe delle serie PN sono disponibili con Valvola di regolazione (e dosatore) incorporata nella testata. Nella descrizione della Pompa viene aggiunta una "V" alla fine. Esempio: PNC 08/17 I diventa PNC 08/17 I-V. Per informazioni su prezzi e codici per favore contattare l'azienda.

Some Pump models of PN serie are available with built-in Unloader valve (and injector). The model description takes a "V" at the end. Example: PNC 08/17 I becomes PNC 08/17 I-V. For price and code information please contact us.

RPM	CODICE *CODE*	MODELLO *MODEL*	PORTATA *FLOW*		PRESSIONE *PRESSURE*		POTENZA *POWER*		PESO *WEIGHT*	PRESA DI FORZA *SHAFT TYPE*
			l/min	GPM	bar	PSI	HP	kW	Kg	
1450	**271200**	**PNC 08/17 I**	8.0	2.1	170	2465	3.5	2.6	5.8	I - Albero CAVO 28 mm DX *I - HOLLOW Shaft 28 mm RIGHT*

Tutti i modelli di POMPE sono disponibili con Presa di Forza Sinistra (L). Esempio : PNC 08/17 I-L

All models of PUMPS are available with Left P.T.O. Shaft (L). Example : PNC 08/17 I-L

Dimensioni d'ingombro (mm) - *Overall Dimensions (mm)*

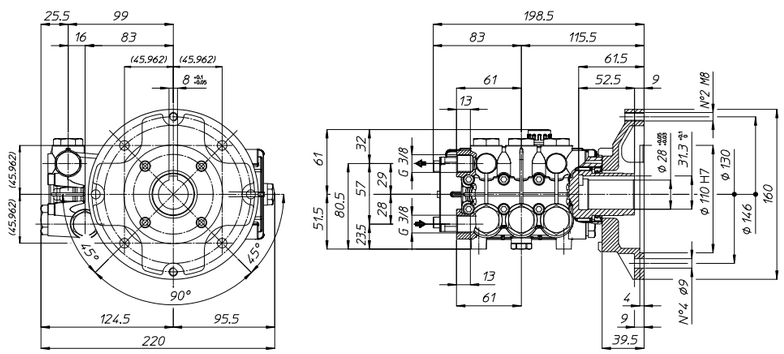

Pompe a 3 Pistoni *3-Plunger Pumps*

PN

Tutti i modelli di Pompe della serie PN sono disponibili con Testata in Alluminio per pressioni fino a 90 bar (1300 PSI).

All models of PN Pumps are available with Aluminium Head for pressure up to 90 bar (1300 PSI).

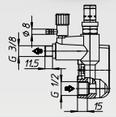

Alcuni modelli di Pompe delle serie PN sono disponibili con Valvola di regolazione (e dosatore) incorporata nella testata. Nella descrizione della Pompa viene aggiunta una "V" alla fine. Esempio: PNC 12/14 I diventa PNC 12/14 I-V. Per informazioni su prezzi e codici per favore contattare l'azienda.

Some Pump models of PN serie are available with built-in Unloader valve (and injector). The model description takes a "V" at the end. Example: PNC 12/14 I becomes PNC 12/14 I-V. For price and code information please contact us.



RPM	CODICE *CODE*	MODELLO *MODEL*	PORTATA *FLOW*		PRESSIONE *PRESSURE*		POTENZA *POWER*		PESO *WEIGHT*	PRESA DI FORZA *SHAFT TYPE*
			l/min	GPM	bar	PSI	HP	kW	Kg	
1450	**959700**	**PNC 12/14 I**	12.0	3.2	140	2030	4.3	3.2	5.7	I - Albero CAVO 28 mm DX *I - HOLLOW Shaft 28 mm RIGHT*

Tutti i modelli di POMPE sono disponibili con Presa di Forza Sinistra (L). Esempio : PNC 12/14 I-L

All models of PUMPS are available with Left P.T.O. Shaft (L). Example : PNC 12/14 I-L

Dimensioni d'ingombro (mm) - *Overall Dimensions (mm)*

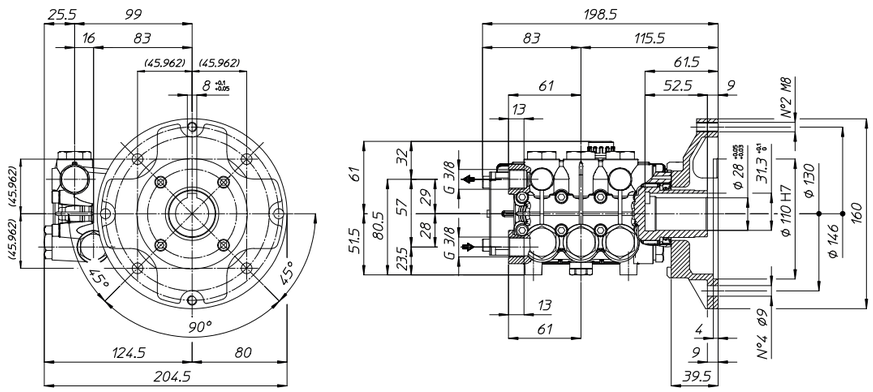

PN



Tutti i modelli di Pompe della serie PN sono disponibili con Testata in Alluminio per pressioni fino a 90 bar (1300 PSI).

All models of PN Pumps are available with Aluminium Head for pressure up to 90 bar (1300 PSI).

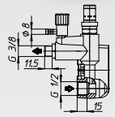

Alcuni modelli di Pompe delle serie PN sono disponibili con Valvola di regolazione (e dosatore) incorporata nella testata. Nella descrizione della Pompa viene aggiunta una "V" alla fine. Esempio: PNL 2.5/20 T diventa PNL 2.5/20 T-V. Per informazioni su prezzi e codici per favore contattare l'azienda.

Some Pump models of PN serie are available with built-in Unloader valve (and injector). The model description takes a "V" at the end. Example: PNL 2.5/20 T becomes PNL 2.5/20 T-V. For price and code information please contact us.

RPM	CODICE *CODE*	MODELLO *MODEL*	PORTATA *FLOW*		PRESSIONE *PRESSURE*		POTENZA *POWER*		PESO *WEIGHT*	PRESA DI FORZA *SHAFT TYPE*
			l/min	GPM	bar	PSI	HP	kW	Kg	
3400	**955400**	**PNL 2.5/20 T**	9.5	2.5	140	2030	3.4	2.5	5.7	T - Albero CAVO 3/4" DX *T - HOLLOW Shaft 3/4" RIGHT*
	953700	**PNL 3.0/20 T**	11.4	3.0	140	2030	4.1	3.1	5.7	

Tutti i modelli di POMPE sono disponibili con Presa di Forza Sinistra (L). Esempio : PNL 2.5/20 T-L

All models of PUMPS are available with Left P.T.O. Shaft (L). Example : PNL 2.5/20 T-L

Dimensioni d'ingombro (mm) - *Overall Dimensions (mm)*

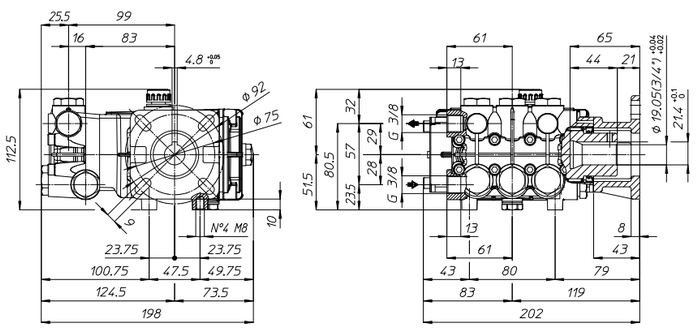

PN

Tutti i modelli di Pompe della serie PN sono disponibili con Testata in Alluminio per pressioni fino a 90 bar (1300 PSI).

All models of PN Pumps are available with Aluminium Head for pressure up to 90 bar (1300 PSI).



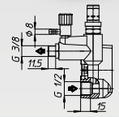

Alcuni modelli di Pompe delle serie PN sono disponibili con Valvola di regolazione (e dosatore) incorporata nella testata. Nella descrizione della Pompa viene aggiunta una "V" alla fine. Esempio: PNL 3.0/25 T diventa PNL 3.0/25 T-V. Per informazioni su prezzi e codici per favore contattare l'azienda.

Some Pump models of PN serie are available with built-in Unloader valve (and injector). The model description takes a "V" at the end. Example: PNL 3.0/25 T becomes PNL 3.0/25 T-V. For price and code information please contact us.



RPM	CODICE *CODE*	MODELLO *MODEL*	PORTATA *FLOW*		PRESSIONE *PRESSURE*		POTENZA *POWER*		PESO *WEIGHT*	PRESA DI FORZA *SHAFT TYPE*
			l/min	GPM	bar	PSI	HP	kW	Kg	
3400	**953900**	**PNL 3.0/25 T**	11.4	3.0	170	2465	5.0	3.7	6.0	T - Albero CAVO 3/4" DX *T - HOLLOW Shaft 3/4" RIGHT*
	955500	**PNL 3.5/22 T**	13.2	3.5	150	2175	5.1	3.8	6.0	

Tutti i modelli di POMPE sono disponibili con Presa di Forza Sinistra (L). Esempio : PNL 3.0/25 T-L

All models of PUMPS are available with Left P.T.O. Shaft (L). Example : PNL 3.0/25 T-L

Dimensioni d'ingombro (mm) - *Overall Dimensions (mm)*

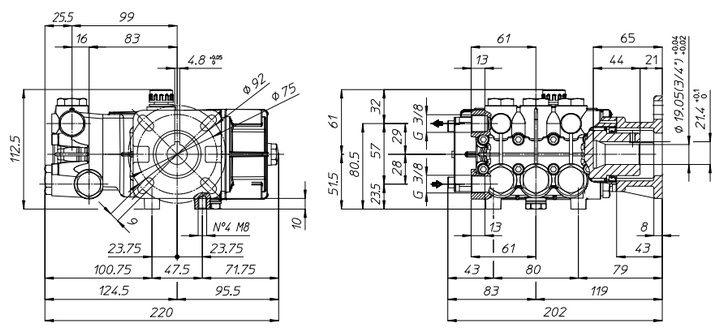

PN MI



Tutti i modelli di Pompe della serie PN sono disponibili con Testata in Alluminio per pressioni fino a 90 bar (1300 PSI).

All models of PN Pumps are available with Aluminium Head for pressure up to 90 bar (1300 PSI).

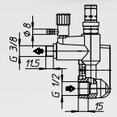

Alcuni modelli di Pompe delle serie PN sono disponibili con Valvola di regolazione (e dosatore) incorporata nella testata. Nella descrizione della Pompa viene aggiunta una "V" alla fine. Esempio: PND 4.0/20 T MI diventa PND 4.0/20 T MI-V.
Per informazioni su prezzi e codici per favore contattare l'azienda.

Some Pump models of PN serie are available with built-in Unloader valve (and injector). The model description takes a "V" at the end.
Example: PND 4.0/20 T MI becomes PND 4.0/20 T MI-V. For price and code information please contact us.

RPM	CODICE *CODE*	MODELLO *MODEL*	PORTATA *FLOW*		PRESSIONE *PRESSURE*		POTENZA *POWER*		PESO *WEIGHT*	PRESA DI FORZA *SHAFT TYPE*
			l/min	GPM	bar	PSI	HP	kW	Kg	
1750	**956700**	**PND 4.0/20 T MI**	15.0	4.0	140	2030	5.4	4.0	5.8	T - Albero CAVO 3/4" DX *T - HOLLOW Shaft 3/4" RIGHT*

Tutti i modelli di POMPE sono disponibili con Presa di Forza Sinistra (L). Esempio : PND 4.0/20 T MI-L
All models of PUMPS are available with Left P.T.O. Shaft (L). Example : PND 4.0/20 T MI-L

Dimensioni d'ingombro (mm) - *Overall Dimensions (mm)*

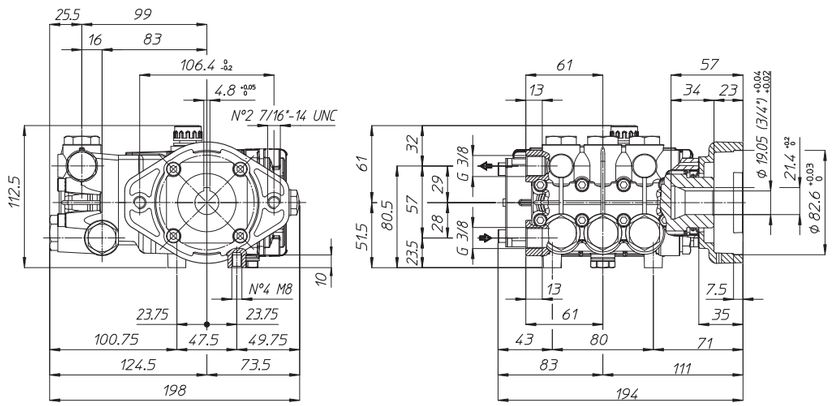

PK



Alcuni modelli di Pompa della serie PK sono disponibili con Valvola di regolazione (e dosatore) incorporata nella testata. Esempio: PKNC 13/17 S-V
Per informazione sui prezzi e codici per favore contattare l'azienda.

Some Pump models of PK serie are available with built-in Unloader valve (and Injector).
Example: PKNC 13/17 S-V. For price and code information please contact us.



RPM	CODICE *CODE*	MODELLO *MODEL*	PORTATA *FLOW*		PRESSIONE *PRESSURE*		POTENZA *POWER*		PESO *WEIGHT*	PRESA DI FORZA *SHAFT TYPE*
			l/min	GPM	bar	PSI	HP	kW	Kg	
1450	**272800**	**PKC 09/20 S**	9.0	2.4	200	2900	4.6	3.4	6.3	S - Albero MASCHIO 24 mm DX *S - MALE Shaft 24 mm RIGHT*
	917600	**PKC 10/20 S**	10.0	2.6	200	2900	5.1	3.8	6.3	
	917500	**PKC 11/17 S**	11.0	2.9	170	2465	4.8	3.6	6.3	
	917400	**PKC 13/17 S**	13.0	3.4	170	2465	5.7	4.2	6.3	
	916700	**PKC 15/15 S**	15.0	4.0	150	2175	5.8	4.3	6.3	
	270700	**PKC 15/20 S**	15.0	4.0	200	2900	7.7	5.7	6.3	
1750	**274800**	**PKD 3.0/25 S**	12.0	3.2	170	2465	5.2	3.8	6.3	
	271500	**PKD 4.0/25 S**	15.0	4.0	170	2465	6.5	4.8	6.3	

Tutti i modelli di POMPE sono disponibili con Presa di Forza Sinistra (L). Esempio : PKC 09/20 S-L
All models of PUMPS are available with Left P.T.O. Shaft (L). Example : PKC 09/20 S-L

Dimensioni d'ingombro (mm) - *Overall Dimensions (mm)*

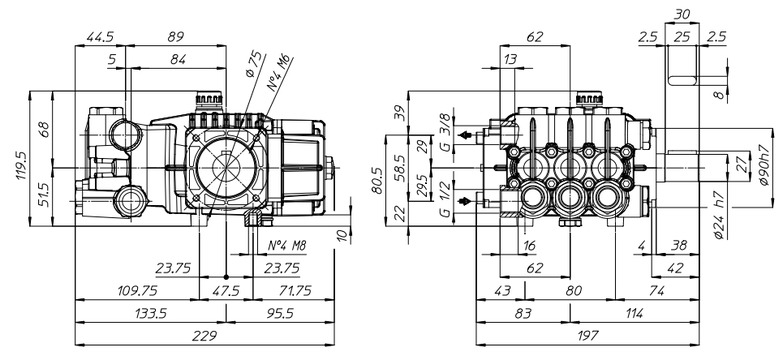

PK





Alcuni modelli di Pompa della serie PK sono disponibili con Valvola di regolazione (e dosatore) incorporata nella testata.
Esempio: PKND 4.0/25 U-V
Per informazione sui prezzi e codici per favore contattare l'azienda.

Some Pump models of PK serie are available with built-in Unloader valve (and Injector).
Example: PKND 4.0/25 U-V
For price and code information please contact us.

RPM	CODICE *CODE*	MODELLO *MODEL*	PORTATA *FLOW*		PRESSIONE *PRESSURE*		POTENZA *POWER*		PESO *WEIGHT*	PRESA DI FORZA *SHAFT TYPE*
			l/min	GPM	bar	PSI	HP	kW	Kg	
1750	**917000**	**PKD 4.0/25 U**	15.0	4.0	170	2465	6.5	4.8	7.3	U - Albero CAVO 1"1/8 DX *U - HOLLOW Shaft 1"1/8 RIGHT*

Tutti i modelli di POMPE sono disponibili con Presa di Forza Sinistra (L). Esempio : PKD 4.0/25 U-L
All models of PUMPS are available with Left P.T.O. Shaft (L). Example : PKD 4.0/25 U-L

Dimensioni d'ingombro (mm) - *Overall Dimensions (mm)*

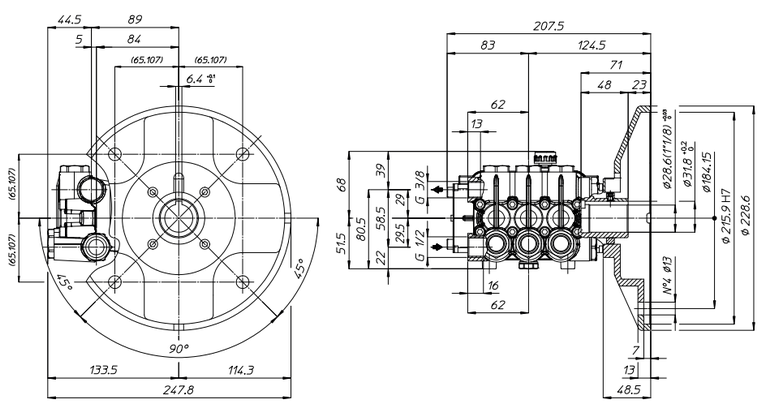

PK



Alcuni modelli di Pompa della serie PK sono disponibili con Valvola di regolazione (e dosatore) incorporata nella testata.
Esempio: PKNL 3.5/30 T-V
Per informazione sui prezzi e codici per favore contattare l'azienda.

Some Pump models of PK serie are available with built-in Unloader valve (and Injector).
Example: PKNL 3.5/30 T-V
For price and code information please contact us.



RPM	CODICE *CODE*	MODELLO *MODEL*	PORTATA *FLOW*		PRESSIONE *PRESSURE*		POTENZA *POWER*		PESO *WEIGHT*	PRESA DI FORZA *SHAFT TYPE*
			l/min	GPM	bar	PSI	HP	kW	Kg	
3400	**710003**	**PKL 3.5/30 T**	13.2	3.5	200	2900	6.8	5.0	6.6	T - Albero CAVO 3/4" DX *T - HOLLOW Shaft 3/4" RIGHT*

Tutti i modelli di POMPE sono disponibili con Presa di Forza Sinistra (L). Esempio : PKL 3.5/30 T-L
All models of PUMPS are available with Left P.T.O. Shaft (L). Example : PKL 3.5/30 T-L

Dimensioni d'ingombro (mm) - *Overall Dimensions (mm)*

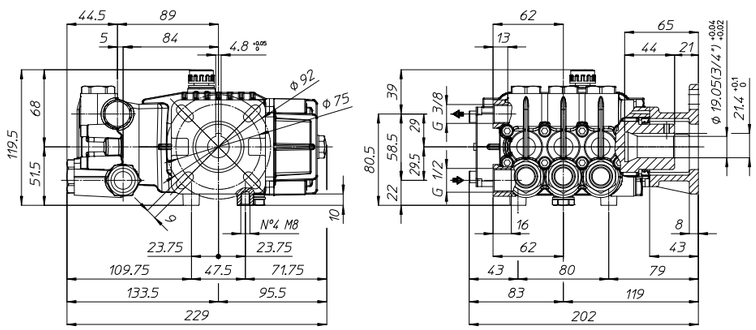

PK



Alcuni modelli di Pompa della serie PK sono disponibili con Valvola di regolazione (e dosatore) incorporata nella testata.
Esempio: PKNL 3.0/30 W-V
Per informazione sui prezzi e codici per favore contattare l'azienda.

Some Pump models of PK serie are available with built-in Unloader valve (and Injector).
Example: PKNL 3.0/30 W-V
For price and code information please contact us.

RPM	CODICE *CODE*	MODELLO *MODEL*	PORTATA *FLOW*		PRESSIONE *PRESSURE*		POTENZA *POWER*		PESO *WEIGHT*	PRESA DI FORZA *SHAFT TYPE*
			l/min	GPM	bar	PSI	HP	kW	Kg	
3400	**917300**	**PKL 3.0/30 W**	11.4	3.0	200	2900	5.8	4.3	7.3	W - Albero CAVO 1" DX *W - HALLOW Shaft 1" RIGHT*
	917200	**PKL 3.5/30 W**	13.2	3.5	200	2900	6.8	5.1	7.3	
	917100	**PKL 4.0/30 W**	15.0	4.0	200	2900	7.7	5.7	7.3	

Tutti i modelli di POMPE sono disponibili con Presa di Forza Sinistra (L). Esempio : PKL 3.0/30 W-L
All models of PUMPS are available with Left P.T.O. Shaft (L). Example : PKL 3.0/30 W-L

Dimensioni d'ingombro (mm) - *Overall Dimensions (mm)*

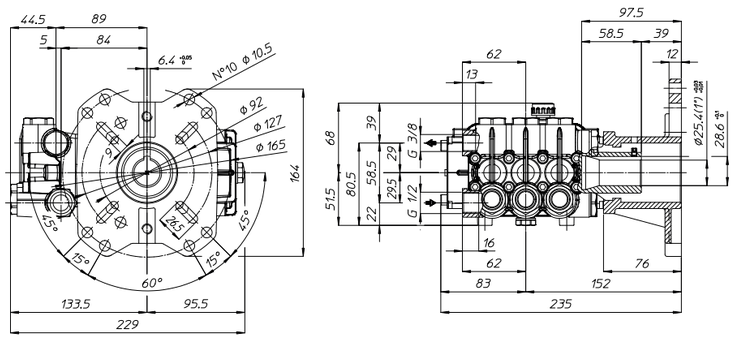

PK MI



Alcuni modelli di Pompa della serie PK sono disponibili con Valvola di regolazione (e dosatore) incorporata nella testata.
Esempio: PKNC 14/20 Z MI-V
Per informazione sui prezzi e codici per favore contattare l'azienda.

Some Pump models of PK serie are available with built-in Unloader valve (and Injector).
Example: PKNC 14/20 Z MI-V
For price and code information please contact us.

RPM	CODICE *CODE*	MODELLO *MODEL*	PORTATA *FLOW*		PRESSIONE *PRESSURE*		POTENZA *POWER*		PESO *WEIGHT*	PRESA DI FORZA *SHAFT TYPE*
			l/min	GPM	bar	PSI	HP	kW	Kg	
1450	**271400**	**PKC 14/20 Z MI**	14.0	3.7	200	2900	7.2	5.4	6.7	Z – Albero CAVO 5/8" DX *Z - HOLLOW SHAFT 5/8" RIGHT*

Tutti i modelli di POMPE sono disponibili con Presa di Forza Sinistra (L). Esempio : PKC 14/20 Z MI-L
All models of PUMPS are available with Left P.T.O. Shaft (L). Example : PKC 14/20 Z MI-L

Dimensioni d'ingombro (mm) - *Overall Dimensions (mm)*

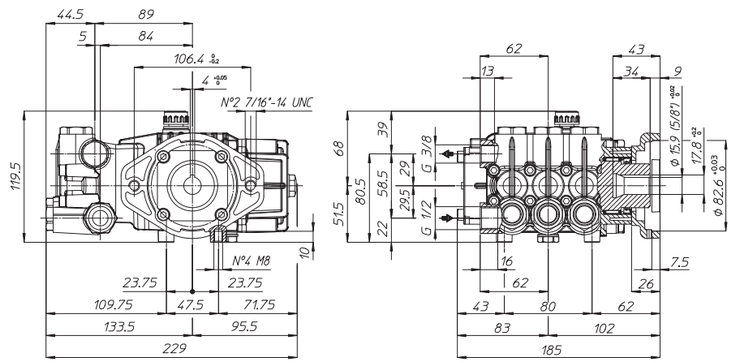

B



Tutti i modelli di Pompe della Serie B sono disponibili con certificazione ATEX, su richiesta.
Upon request, all models of B pumps series are available with ATEX certification.

RPM	CODICE *CODE*	MODELLO *MODEL*	PORTATA *FLOW*		PRESSIONE *PRESSURE*		POTENZA *POWER*		PESO *WEIGHT*	PRESA DI FORZA *SHAFT TYPE*
			l/min	GPM	bar	PSI	HP	kW	Kg	
1450	905200	BC 13/20 S	13.0	3.4	200	2900	6.7	5.0	9.5	S - Albero MASCHIO 24 mm DX *S - MALE Shaft 24 mm RIGHT*
	908000	BC 15/15 S	15.0	4.0	150	2175	5.8	4.3	9.5	
	905700	BC 15/20 S	15.0	4.0	200	2900	7.7	5.7	9.5	
	906100	BC 18/20 S	18.5	4.9	200	2900	9.5	7.1	9.5	
	907900	BC 21/15 S	21.0	5.5	150	2175	8.1	6.0	9.5	
	905000	BC 21/20 S	21.0	5.5	200	2900	10.8	8.1	9.5	
1750	427700	BD 3.5/30 S	13.2	3.5	200	2900	6.8	5.0	9.5	
	905300	BD 4.0/20 S	15.5	4.1	140	2030	5.6	4.2	9.5	
	905400	BD 4.0/30 S	15.5	4.1	200	2900	7.9	5.9	9.5	
	905800	BD 5.0/30 S	18.2	4.8	200	2900	9.3	6.9	9.5	
	909300	BD 6.0/30 S	22.7	6.0	200	2900	11.6	8.7	9.5	

Tutti i modelli di POMPE sono disponibili con Presa di Forza Sinistra (L). Esempio : BC 13/20 S-L
All models of PUMPS are available with Left P.T.O. Shaft (L). Example : BC 13/20 S-L

Dimensioni d'ingombro (mm) - *Overall Dimensions (mm)*

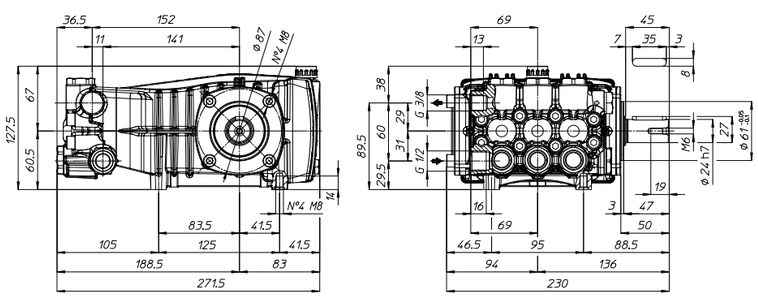

B



Tutti i modelli di Pompe della Serie B sono disponibili con certificazione ATEX, su richiesta.
Upon request, all models of B pumps series are available with ATEX certification.

RPM	CODICE *CODE*	MODELLO *MODEL*	PORTATA *FLOW*		PRESSIONE *PRESSURE*		POTENZA *POWER*		PESO *WEIGHT*	PRESA DI FORZA *SHAFT TYPE*
			l/min	GPM	bar	PSI	HP	kW	Kg	
1750	907700	BD 4.0/20 U	15.5	4.1	140	2030	5.6	4.2	10.3	U - Albero CAVO 1"1/8 DX *U - HOLLOW Shaft 1"1/8 RIGHT*
	907800	BD 4.0/30 U	15.5	4.1	200	2900	7.9	5.9	10.3	
	907600	BD 5.0/30 U	19.0	5.0	200	2900	9.7	7.2	10.3	

Tutti i modelli di POMPE sono disponibili con Presa di Forza Sinistra (L). Esempio : BD 4.0/20 U-L
All models of PUMPS are available with Left P.T.O. Shaft (L). Example : BD 4.0/20 U-L

Dimensioni d'ingombro (mm) - *Overall Dimensions (mm)*

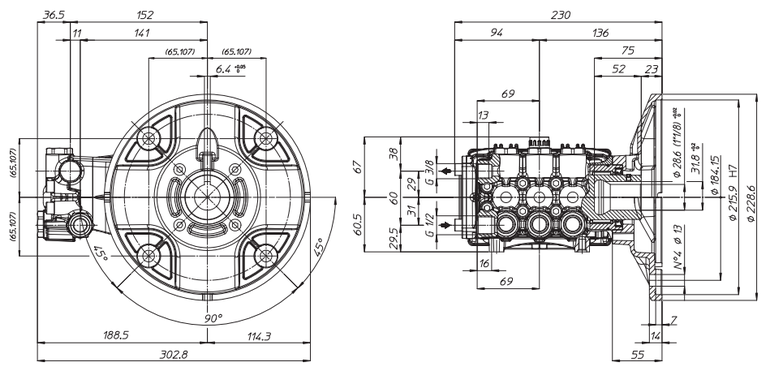

B

Tutti i modelli di Pompe della Serie B sono disponibili con certificazione ATEX, su richiesta.

Upon request, all models of B pumps series are available with ATEX certification.



RPM	CODICE *CODE*	MODELLO *MODEL*	PORTATA *FLOW*		PRESSIONE *PRESSURE*		POTENZA *POWER*		PESO *WEIGHT*	PRESA DI FORZA *SHAFT TYPE*
			l/min	GPM	bar	PSI	HP	kW	Kg	
1450	906600	BC 13/20 I	13.0	3.4	200	2900	6.7	5.0	9.8	I - Albero CAVO 28 mm DX *I - HOLLOW Shaft 28 mm RIGHT*
	906700	BC 15/20 I	15.0	4.0	200	2900	7.7	5.7	9.8	
	425700	BC 18/20 I	18.5	4.9	200	2900	9.5	7.1	9.8	

Tutti i modelli di POMPE sono disponibili con Presa di Forza Sinistra (L). Esempio : BC 13/20 I-L

All models of PUMPS are available with Left P.T.O. Shaft (L). Example : BC 13/20 I-L

Dimensioni d'ingombro (mm) - *Overall Dimensions (mm)*

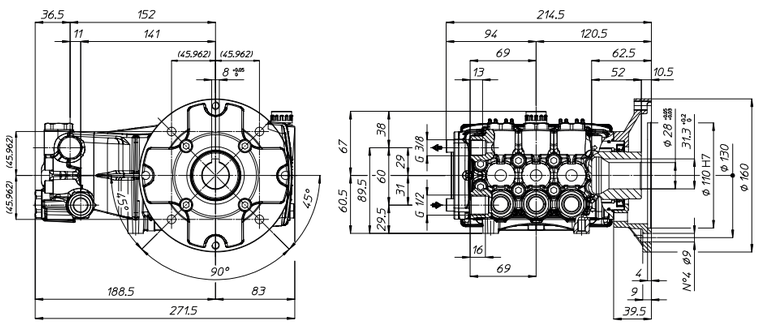

B

Tutti i modelli di Pompe della Serie B sono disponibili con certificazione ATEX, su richiesta.

Upon request, all models of B pumps series are available with ATEX certification.



RPM	CODICE *CODE*	MODELLO *MODEL*	PORTATA *FLOW*		PRESSIONE *PRESSURE*		POTENZA *POWER*		PESO *WEIGHT*	PRESA DI FORZA *SHAFT TYPE*
			l/min	GPM	bar	PSI	HP	kW	Kg	
3400	907200	BL 4.0/30 W	15.5	4.1	200	2900	7.9	5.9	10.4	*W - Albero CAVO 1" DX* *W - HOLLOW Shaft 1" RIGHT*
	907400	BL 5.0/30 W	19.0	5.0	200	2900	9.7	7.2	10.4	

Tutti i modelli di POMPE sono disponibili con Presa di Forza Sinistra (L). Esempio : BL 4.0/30 W-L

All models of PUMPS are available with Left P.T.O. Shaft (L). Example : BL 4.0/30 W-L

Dimensioni d'ingombro (mm) - *Overall Dimensions (mm)*

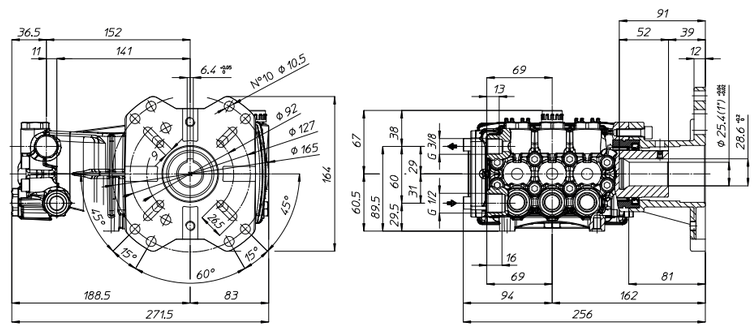

B MI

Tutti i modelli di Pompe della Serie B MI sono disponibili con certificazione ATEX, su richiesta.

Upon request, all models of B MI pumps series are available with ATEX certification.



RPM	CODICE *CODE*	MODELLO *MODEL*	PORTATA *FLOW*		PRESSIONE *PRESSURE*		POTENZA *POWER*		PESO *WEIGHT*	PRESA DI FORZA *SHAFT TYPE*
			l/min	GPM	bar	PSI	HP	kW	Kg	
1450	428500	BC 15/20 T MI	15.0	4.0	200	2900	7.7	5.7	10.0	T - Albero CAVO 3/4" DX *T - HOLLOW Shaft 3/4" RIGHT*
	428600	BC 21/20 T MI	21.0	5.5	200	2900	10.8	8.1	10.0	

Tutti i modelli di POMPE sono disponibili con Presa di Forza Sinistra (L). Esempio : BC 15/20 T MI-L

All models of PUMPS are available with Left P.T.O. Shaf (L). Example : BC 15/20 T MI-L

Dimensioni d'ingombro (mm) - *Overall Dimensions (mm)*

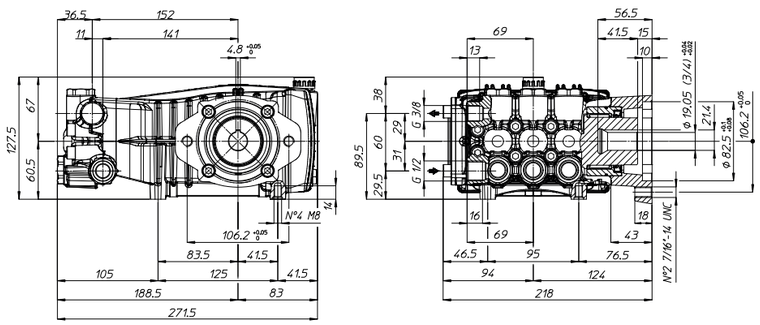

BK

Tutti i modelli di Pompe della Serie BK sono disponibili con certificazione ATEX, su richiesta.

Upon request, all models of BK pumps series are available with ATEX certification.



RPM	CODICE *CODE*	MODELLO *MODEL*	PORTATA *FLOW*		PRESSIONE *PRESSURE*		POTENZA *POWER*		PESO *WEIGHT*	PRESA DI FORZA *SHAFT TYPE*
			l/min	GPM	bar	PSI	HP	kW	Kg	
1450	905500	BKC 13/30 S	13.0	3.4	300	4350	10.0	7.5	10.5	S - Albero MASCHIO 24 mm DX *S - MALE Shaft 24 mm RIGHT*
	906000	BKC 15/25 S	15.0	4.0	250	3625	9.6	7.2	10.5	
	905900	BKC 15/30 S	15.0	4.0	300	4350	11.5	8.6	10.5	
	906200	BKC 18/25 S	18.5	4.9	250	3625	11.9	8.9	10.5	
	906400	BKC 21/25 S	21.0	5.5	250	3625	13.4	10.0	10.5	
1750	425200	BKD 4.0/44 S	15.0	4.0	300	4350	11.5	8.6	10.5	
	909800	BKD 5.0/36 S	18.2	4.8	250	3650	11.7	8.7	10.5	

Tutti i modelli di POMPE sono disponibili con Presa di Forza Sinistra (L). Esempio : BKC 13/30 S-L

All models of PUMPS are available with Left P.T.O. Shaft (L). Example : BKC 13/30 S-L

Dimensioni d'ingombro (mm) - *Overall Dimensions (mm)*

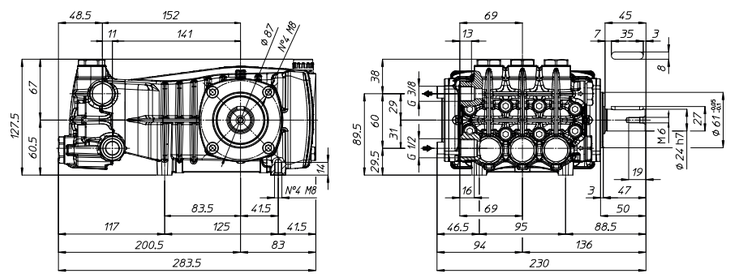

BK

Tutti i modelli di Pompe della Serie BK sono disponibili con certificazione ATEX, su richiesta.
Upon request, all models of BK pumps series are available with ATEX certification.



RPM	CODICE *CODE*	MODELLO *MODEL*	PORTATA *FLOW*		PRESSIONE *PRESSURE*		POTENZA *POWER*		PESO *WEIGHT*	PRESA DI FORZA *SHAFT TYPE*
			l/min	GPM	bar	PSI	HP	kW	Kg	
3400	**907000**	**BKL 4.0/36 W**	15.0	4.0	250	3625	9.6	7.2	11.4	W - Albero CAVO 1" DX *W - HOLLOW Shaft 1" RIGHT*
	907100	**BKL 4.0/44 W**	15.0	4.0	300	4350	11.5	8.6	11.4	
	907500	**BKL 5.0/36 W**	19.0	5.0	250	3625	12.2	9.1	11.4	

Tutti i modelli di POMPE sono disponibili con Presa di Forza Sinistra (L). Esempio : BKL 4.0/36 W-L
All models of PUMPS are available with Left P.T.O. Shaft (L). Example : BKL 4.0/36 W-L

Dimensioni d'ingombro (mm) - *Overall Dimensions (mm)*

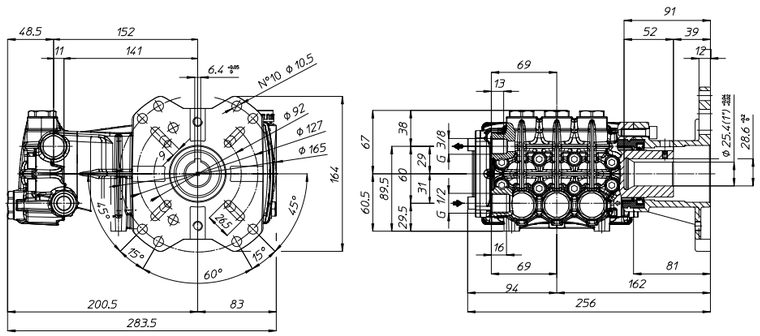

BK MI

Tutti i modelli di Pompe della Serie BK MI sono disponibili con certificazione ATEX, su richiesta.
Upon request, all models of BK MI pumps series are available with ATEX certification.



RPM	CODICE *CODE*	MODELLO *MODEL*	PORTATA *FLOW*		PRESSIONE *PRESSURE*		POTENZA *POWER*		PESO *WEIGHT*	PRESA DI FORZA *SHAFT TYPE*
			l/min	GPM	bar	PSI	HP	kW	Kg	
1450	**429800**	**BKC 15/30 T MI**	15.0	4.0	300	4350	11.5	8.6	10.9	T - Albero CAVO 3/4" DX *T - HOLLOW Shaft 3/4" RIGHT*
	429900	**BKC 21/25 T MI**	21.0	5.5	250	3625	13.4	10.0	10.9	

Tutti i modelli di POMPE sono disponibili con Presa di Forza Sinistra (L). Esempio : BKC 15/30 T MI-L
All models of PUMPS are available with Left P.T.O. Shaft (L). Example : BKC 15/30 T MI-L

Dimensioni d'ingombro (mm) - *Overall Dimensions (mm)*

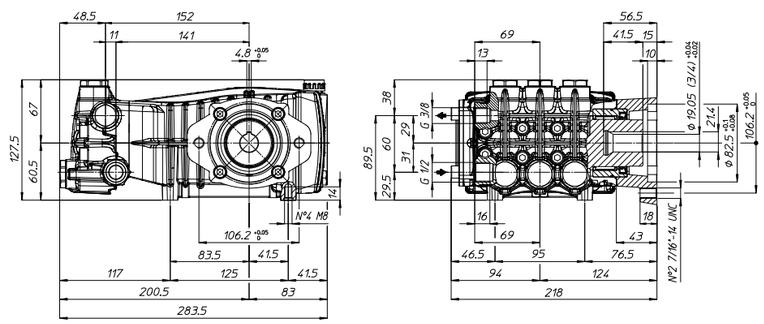

C



Tutti i modelli di Pompe della Serie C sono disponibili con certificazione ATEX, su richiesta.
Upon request, all models of C pumps series are available with ATEX certification.

RPM	CODICE *CODE*	MODELLO *MODEL*	PORTATA *FLOW*		PRESSIONE *PRESSURE*		POTENZA *POWER*		PESO *WEIGHT*	PRESA DI FORZA *SHAFT TYPE*
			l/min	GPM	bar	PSI	HP	kW	Kg	
1000	**900100**	**CB 21/20 S**	21.0	5.5	200	2900	10.8	8.1	15.8	S - Albero MASCHIO 24 mm DX *S - MALE Shaft 24 mm RIGHT*
1450	**901200**	**CC 21/20 S**	21.0	5.5	200	2900	10.8	8.1	15.8	
	901500	**CC 26/20 S**	26.0	6.9	200	2900	13.3	9.9	15.8	
	900000	**CC 30/20 S**	30.0	7.9	200	2900	15.4	11.5	15.8	
	900800	**CC 34/20 S**	34.0	9.0	200	2900	17.4	13.0	15.8	
1750	**902100**	**CD 5.5/30 S**	20.8	5.5	200	2900	10.7	8.0	15.8	
	901300	**CD 7.0/30 S**	26.5	7.0	200	2900	13.6	10.1	15.8	
	902200	**CD 7.5/30 S**	28.0	7.4	200	2900	14.4	10.7	15.8	
	901700	**CD 8.5/30 S**	32.2	8.5	200	2900	16.5	12.3	15.8	

Tutti i modelli di POMPE sono disponibili con Presa di Forza Sinistra (L). Esempio : CB 21/20 S-L
All models of PUMPS are available with Left P.T.O. Shaft (L). Example : CB 21/20 S-L

Dimensioni d'ingombro (mm) - *Overall Dimensions (mm)*

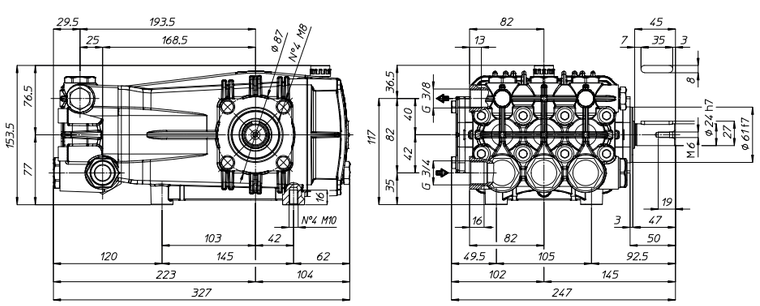

C

Tutti i modelli di Pompe della Serie C sono disponibili con certificazione ATEX, su richiesta.
Upon request, all models of C pumps series are available with ATEX certification.

RPM	CODICE *CODE*	MODELLO *MODEL*	PORTATA *FLOW*		PRESSIONE *PRESSURE*		POTENZA *POWER*		PESO *WEIGHT*	PRESA DI FORZA *SHAFT TYPE*
			l/min	GPM	bar	PSI	HP	kW	Kg	
1750	**902300**	**CD 9.5/30 S**	36.0	9.5	200	2900	18.5	13.8	16.0	S - Albero MASCHIO 24 mm DX *S - MALE Shaft 24 mm RIGHT*
	900600	**CD 11.0/25 S**	41.5	11.0	170	2465	18.1	13.5	16.0	
	900700	**CD 12.0/22 S**	45.5	12.0	150	2175	17.5	13.1	16.0	

Tutti i modelli di POMPE sono disponibili con Presa di Forza Sinistra (L). Esempio : CD 9.5/30 S-L
All models of PUMPS are available with Left P.T.O. Shaft (L). Example : CD 9.5/30 S-L

Dimensioni d'ingombro (mm) - *Overall Dimensions (mm)*

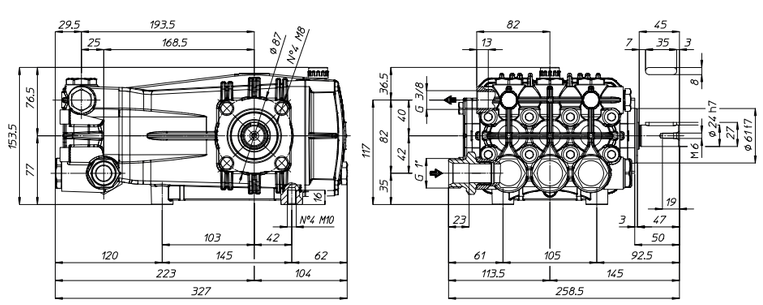

C

Tutti i modelli di Pompe della Serie C sono disponibili con certificazione ATEX, su richiesta.
Upon request, all models of C pumps series are available with ATEX certification.



RPM	CODICE *CODE*	MODELLO *MODEL*	PORTATA *FLOW*		PRESSIONE *PRESSURE*		POTENZA *POWER*		PESO *WEIGHT*	PRESA DI FORZA *SHAFT TYPE*
			l/min	GPM	bar	PSI	HP	kW	Kg	
1000	902400	CB 26/20 S	26.0	6.9	200	2900	13.3	9.9	15.6	S - Albero MASCHIO 24 mm DX *S - MALE Shaft 24 mm RIGHT*
	902700	CB 30/20 S	30.0	7.9	200	2900	15.4	11.5	15.6	
	903100	CB 34/20 S	34.0	9.0	200	2900	17.4	13.0	15.6	
1450	902600	CC 38/17 S	38.0	10.0	170	2465	16.6	12.4	15.6	

Tutti i modelli di POMPE sono disponibili con Presa di Forza Sinistra (L). Esempio : CB 26/20 S-L
All models of PUMPS are available with Left P.T.O. Shaft (L). Example : CB 26/20 S-L

Dimensioni d'ingombro (mm) - *Overall Dimensions (mm)*

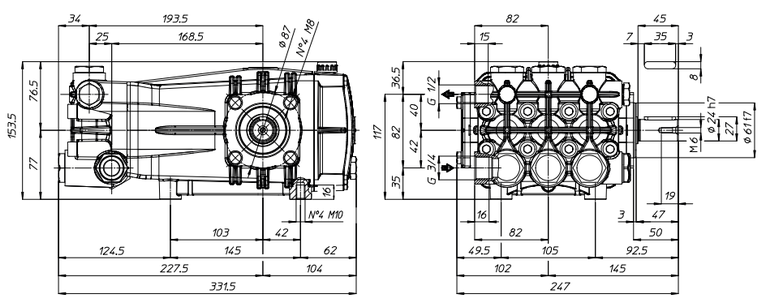

C

Tutti i modelli di Pompe della Serie C sono disponibili con certificazione ATEX, su richiesta.
Upon request, all models of C pumps series are available with ATEX certification.



RPM	CODICE *CODE*	MODELLO *MODEL*	PORTATA *FLOW*		PRESSIONE *PRESSURE*		POTENZA *POWER*		PESO *WEIGHT*	PRESA DI FORZA *SHAFT TYPE*
			l/min	GPM	bar	PSI	HP	kW	Kg	
1450	902900	CC 42/17 S	44.0	11.6	170	2465	19.2	14.3	15.8	S - Albero MASCHIO 24 mm DX *S - MALE Shaft 24 mm RIGHT*
	903400	• CC 50/15 S	50.0	13.2	150	2175	19.2	14.3	15.8	

• Minimo 0.1 bar (145 PSI) di Pressione in Entrata / Min. 0.1 bar (145 PSI) Inlet Pressure
Tutti i modelli di POMPE sono disponibili con Presa di Forza Sinistra (L). Esempio : CC 42/17 S-L
All models of PUMPS are available with Left P.T.O. Shaft (L). Example : CC 42/17 S-L

Dimensioni d'ingombro (mm) - *Overall Dimensions (mm)*

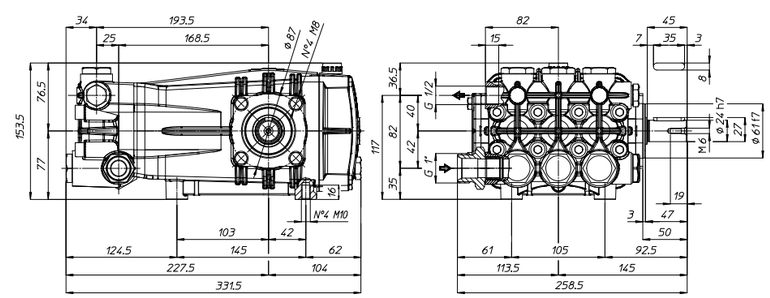

C

Tutti i modelli di Pompe della Serie C sono disponibili con certificazione ATEX, su richiesta.
Upon request, all models of C pumps series are available with ATEX certification.

RPM	CODICE *CODE*	MODELLO *MODEL*	PORTATA *FLOW*		PRESSIONE *PRESSURE*		POTENZA *POWER*		PESO *WEIGHT*	PRESA DI FORZA *SHAFT TYPE*
			l/min	GPM	bar	PSI	HP	kW	Kg	
1000	**297400**	• **CB 50/15 S**	50.0	13.2	150	2175	19.2	14.3	17.5	S - Albero MASCHIO 24 mm DX *S - MALE Shaft 24 mm RIGHT*
1450	**296900**	• **CC 70/15 S**	70.0	18.5	150	2175	26.9	20.1	17.5	
1750	**298200**	• **CD 18.5/22 S**	70.0	18.5	150	2175	26.9	20.1	17.5	

• Minimo 0.1 bar (145 PSI) di Pressione in Entrata / Min. 0.1 bar (145 PSI) Inlet Pressure

Tutti i modelli di POMPE sono disponibili con Presa di Forza Sinistra (L). Esempio : CB 50/15 S-L

All models of PUMPS are available with Left P.T.O. Shaft (L). Example : CB 50/15 S-L

Dimensioni d'ingombro (mm) - *Overall Dimensions (mm)*

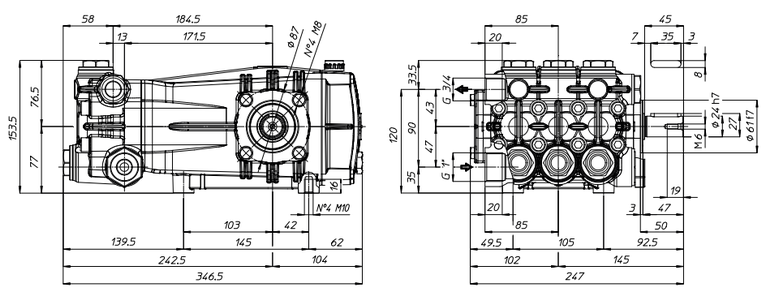

C MI

Tutti i modelli di Pompe della Serie C MI sono disponibili con certificazione ATEX, su richiesta.
Upon request, all models of C MI pumps series are available with ATEX certification.



RPM	CODICE *CODE*	MODELLO *MODEL*	PORTATA *FLOW*		PRESSIONE *PRESSURE*		POTENZA *POWER*		PESO *WEIGHT*	PRESA DI FORZA *SHAFT TYPE*
			l/min	GPM	bar	PSI	HP	kW	Kg	
1450	**904200**	**CC 30/20 T MI**	30.0	7.9	200	2900	15.4	11.5	15.9	T - Albero CAVO 3/4" DX *T - HOLLOW Shaft 3/4" RIGHT*

Tutti i modelli di POMPE sono disponibili con Presa di Forza Sinistra (L). Esempio : CC 30/20 T MI-L

All models of PUMPS are available with Left P.T.O. Shaft (L). Example : CC 30/20 T MI-L

Dimensioni d'ingombro (mm) - *Overall Dimensions (mm)*

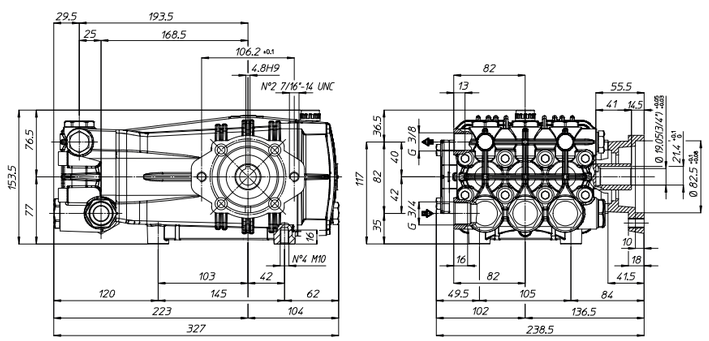

C MI

Tutti i modelli di Pompe della Serie C MI sono disponibili con certificazione ATEX, su richiesta.

Upon request, all models of C MI pumps series are available with ATEX certification.



RPM	CODICE *CODE*	MODELLO *MODEL*	PORTATA *FLOW*		PRESSIONE *PRESSURE*		POTENZA *POWER*		PESO *WEIGHT*	PRESA DI FORZA *SHAFT TYPE*
			l/min	GPM	bar	PSI	HP	kW	Kg	
1450										T - Albero CAVO 3/4" DX *T - HOLLOW Shaft 3/4" RIGHT*
	299200	**CC 38/17 T MI**	38.0	10.0	170	2465	16.6	12.4	15.9	

Tutti i modelli di POMPE sono disponibili con Presa di Forza Sinistra (L). Esempio : CC 38/17 T MI-L

All models of PUMPS are available with Left P.T.O. Shaft (L). Example : CC 38/17 T MI-L

Dimensioni d'ingombro (mm) - *Overall Dimensions (mm)*

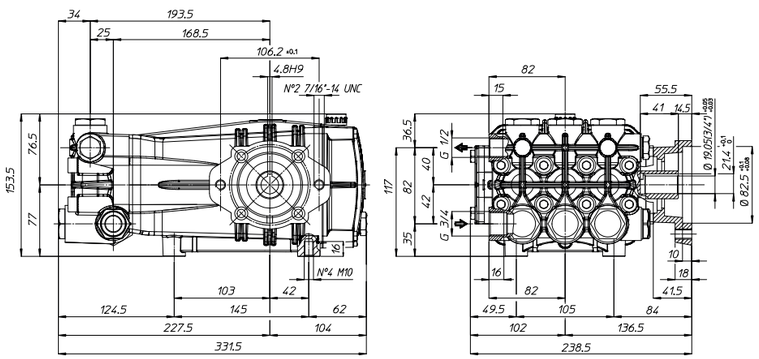

CK

Tutti i modelli di Pompe della Serie CK sono disponibili con certificazione ATEX, su richiesta.

Upon request, all models of CK pumps series are available with ATEX certification.



RPM	CODICE *CODE*	MODELLO *MODEL*	PORTATA *FLOW*		PRESSIONE *PRESSURE*		POTENZA *POWER*		PESO *WEIGHT*	PRESA DI FORZA *SHAFT TYPE*
			l/min	GPM	bar	PSI	HP	kW	Kg	
1450	**294000**	**CKC 17/36 S**	17.0	4.5	350	5075	15.3	11.4	18.6	S - Albero MASCHIO 24 mm DX *S - MALE Shaft 24 mm RIGHT*
	294200	**CKC 21/36 S**	21.0	5.5	350	5075	18.8	14.0	18.6	
1750	**294700**	**CKD 3.5/51 S**	13.4	3.5	350	5075	12.0	9.0	18.6	
	294600	**CKD 4.5/51 S**	17.0	4.5	350	5075	15.3	11.4	18.6	
	740015	**CKD 5.5/51 S**	20.8	5.5	350	5075	18.6	13.9	18.6	
	294400	**CKD 6.0/51 S**	22.7	6.0	350	5075	20.4	15.2	18.6	

Tutti i modelli di POMPE sono disponibili con Presa di Forza Sinistra (L). Esempio : CKC 17/36 S-L

All models of PUMPS are available with Left P.T.O. Shaft (L). Example : CKC 17/36 S-L

Dimensioni d'ingombro (mm) - *Overall Dimensions (mm)*

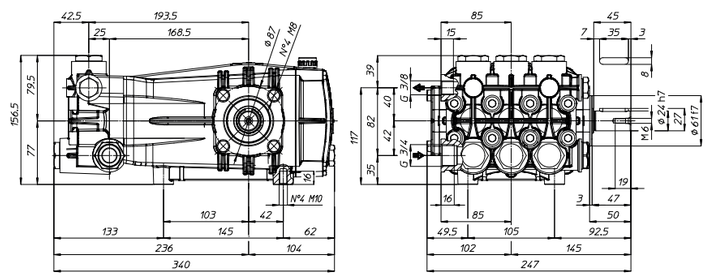

CK



Tutti i modelli di Pompe della Serie CK sono disponibili con certificazione ATEX, su richiesta.
Upon request, all models of CK pumps series are available with ATEX certification.

RPM	CODICE *CODE*	MODELLO *MODEL*	PORTATA *FLOW*		PRESSIONE *PRESSURE*		POTENZA *POWER*		PESO *WEIGHT*	PRESA DI FORZA *SHAFT TYPE*
			l/min	GPM	bar	PSI	HP	kW	Kg	
1450	291600	CKC 17/30 S	17.0	4.5	300	4350	13.1	9.8	18.2	S - Albero MASCHIO 24 mm DX *S - MALE Shaft 24 mm RIGHT*
	290000	CKC 21/30 S	21.0	5.5	300	4350	16.2	12.1	18.2	
	292100	CKC 26/30 S	26.0	6.9	300	4350	20.0	14.9	18.2	
	292400	CKC 30/30 S	30.0	7.9	300	4350	23.1	17.2	18.2	
	292600	CKC 34/25 S	34.0	9.0	250	3625	21.8	16.3	18.2	
1750	291800	CKD 5.5/44 S	20.8	5.5	300	4350	16.0	11.9	18.2	
	291900	CKD 7.5/44 S	28.4	7.5	300	4350	21.8	16.3	18.2	
	295500	CKD 8.5/40 S	32.2	8.5	280	4060	23.1	17.3	18.2	
	295600	CKD 9.5/36 S	36.0	9.5	250	3625	23.0	17.2	18.2	
	295700	CKD 11.0/32 S	41.5	11.0	220	3190	23.5	17.5	18.2	

Tutti i modelli di POMPE sono disponibili con Presa di Forza Sinistra (L). Esempio : CKC 17/30 S-L
All models of PUMPS are available with Left P.T.O. Shaft (L). Example : CKC 17/30 S-L

Dimensioni d'ingombro (mm) - *Overall Dimensions (mm)*

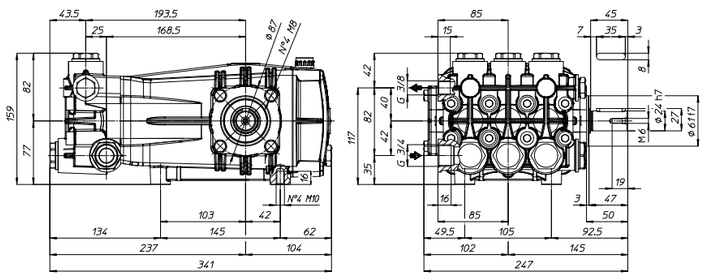

Pompe a 3 Pistoni *3-Plunger Pumps*

CK

Tutti i modelli di Pompe della Serie CK sono disponibili con certificazione ATEX, su richiesta.
Upon request, all models of CK pumps series are available with ATEX certification.



RPM	CODICE *CODE*	MODELLO *MODEL*	PORTATA *FLOW*		PRESSIONE *PRESSURE*		POTENZA *POWER*		PESO *WEIGHT*	PRESA DI FORZA *SHAFT TYPE*
			l/min	GPM	bar	PSI	HP	kW	Kg	
1450	292700	CKC 38/20 S	38.0	10.0	200	2900	19.5	14.5	17.4	S - Albero MASCHIO 24 mm DX *S - MALE Shaft 24 mm RIGHT*

Tutti i modelli di POMPE sono disponibili con Presa di Forza Sinistra (L). Esempio : CKC 38/20 S-L
All models of PUMPS are available with Left P.T.O. Shaft (L). Example : CKC 38/20 S-L

Dimensioni d'ingombro (mm) - *Overall Dimensions (mm)*

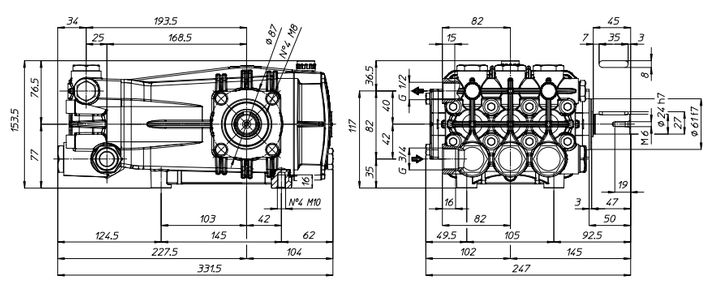

CK



Tutti i modelli di Pompe della Serie CK sono disponibili con certificazione ATEX, su richiesta.

Upon request, all models of CK pumps series are available with ATEX certification.

RPM	CODICE *CODE*	MODELLO *MODEL*	PORTATA *FLOW*		PRESSIONE *PRESSURE*		POTENZA *POWER*		PESO *WEIGHT*	PRESA DI FORZA *SHAFT TYPE*
			l/min	GPM	bar	PSI	HP	kW	Kg	
1450	293000	CKC 42/20 S	44.0	11.6	200	2900	22.6	16.9	17.5	S - Albero MASCHIO 24 mm DX *S - MALE Shaft 24 mm RIGHT*
	293400	• CKC 50/20 S	50.0	13.2	200	2900	25.6	19.1	17.5	
1750	295800	CKD 12.0/30 S	45.5	12.0	200	2900	23.4	17.4	17.5	

• Minimo 0.1 bar (145 PSI) di Pressione in Entrata / *Min. 0.1 bar (145 PSI) Inlet Pressure*

Tutti i modelli di POMPE sono disponibili con Presa di Forza Sinistra (L). Esempio : CKC 42/20 S-L

All models of PUMPS are available with Left P.T.O. Shaft (L). Example : CKC 42/20 S-L

Dimensioni d'ingombro (mm) - *Overall Dimensions (mm)*

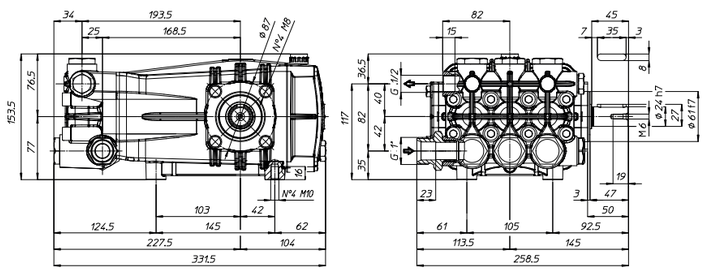

Pompe a 3 Pistoni *3-Plunger Pumps*

CK MI

Tutti i modelli di Pompe della Serie CK MI sono disponibili con certificazione ATEX, su richiesta.

Upon request, all models of CK MI pumps series are available with ATEX certification.



RPM	CODICE *CODE*	MODELLO *MODEL*	PORTATA *FLOW*		PRESSIONE *PRESSURE*		POTENZA *POWER*		PESO *WEIGHT*	PRESA DI FORZA *SHAFT TYPE*
			l/min	GPM	bar	PSI	HP	kW	Kg	
1750	299300	CKD 6.0/51 T MI	22.7	6.0	350	5075	20.4	15.2	19.1	T - Albero CAVO 3/4" DX *T - HOLLOW Shaft 3/4" RIGHT*

Tutti i modelli di POMPE sono disponibili con Presa di Forza Sinistra (L). Esempio : CKD 6.0/51 T MI-L

All models of PUMPS are available with Left P.T.O. Shaft (L). Example : CKD 6.0/51 T MI-L

Dimensioni d'ingombro (mm) - *Overall Dimensions (mm)*

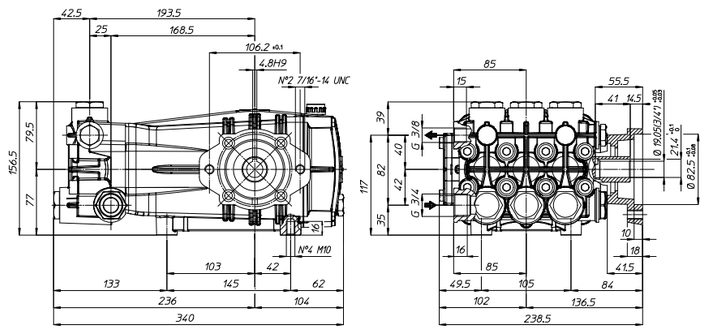

CK MI

Tutti i modelli di Pompe della Serie CK MI sono disponibili con certificazione ATEX, su richiesta.
Upon request, all models of CK MI pumps series are available with ATEX certification.



RPM	CODICE *CODE*	MODELLO *MODEL*	PORTATA *FLOW*		PRESSIONE *PRESSURE*		POTENZA *POWER*		PESO *WEIGHT*	PRESA DI FORZA *SHAFT TYPE*
			l/min	GPM	bar	PSI	HP	kW	Kg	
1750	299400	CKD 7.5/44 T MI	28.4	7.5	300	4350	21.8	16.3	18.7	T - Albero CAVO 3/4" DX *T - HOLLOW Shaft 3/4" RIGHT*
	299500	CKD 9.5/36 T MI	36.0	9.5	250	3625	23.0	17.2	18.7	

Tutti i modelli di POMPE sono disponibili con Presa di Forza Sinistra (L). Esempio : CKD 7.5/44 T MI-L
All models of PUMPS are available with Left P.T.O. Shaft (L). Example : CKD 7.5/44 T MI-L

Dimensioni d'ingombro (mm) - *Overall Dimensions (mm)*

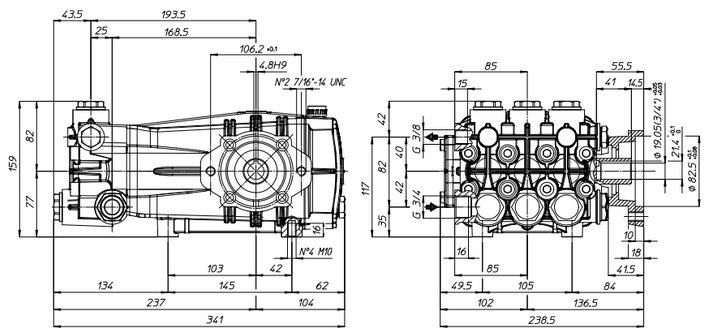

CX

Tutti i modelli di Pompe della Serie CX sono disponibili con certificazione ATEX, su richiesta.
Upon request, all models of CX pumps series are available with ATEX certification.



RPM	CODICE *CODE*	MODELLO *MODEL*	PORTATA *FLOW*		PRESSIONE *PRESSURE*		POTENZA *POWER*		PESO *WEIGHT*	PRESA DI FORZA *SHAFT TYPE*
			l/min	GPM	bar	PSI	HP	kW	Kg	
1450	294800	CXC 15/50 S	15.0	4.0	500	7250	19.2	14.3	20.8	S - Albero MASCHIO 24 mm DX *S - MALE Shaft 24 mm RIGHT*
	294900	CXC 18/50 S	18.0	4.8	500	7250	23.1	17.2	20.8	
	295000	CXC 22/50 S	22.0	5.8	500	7250	28.2	21.0	20.8	
1750	298500	CXD 4.5/75 S	16.3	4.3	500	7250	20.9	15.6	20.8	
	298600	CXD 5.0/75 S	18.0	4.8	500	7250	23.1	17.2	20.8	
	298700	CXD 6.0/75 S	21.6	5.7	500	7250	27.7	20.6	20.8	

Tutti i modelli di POMPE sono disponibili con Presa di Forza Sinistra (L). Esempio : CXC 15/50 S-L
All models of PUMPS are available with Left P.T.O. Shaft (L). Example : CXC 15/50 S-L

Dimensioni d'ingombro (mm) - *Overall Dimensions (mm)*

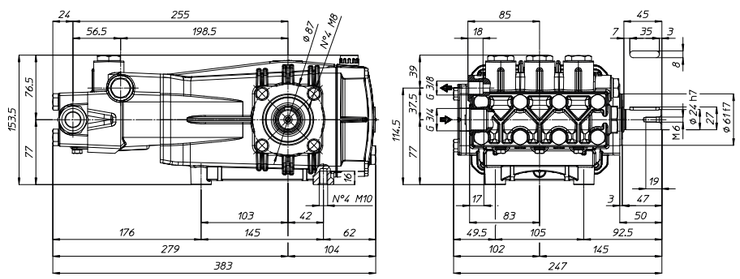

CH

Tutti i modelli di Pompe della Serie CH sono disponibili con certificazione ATEX, su richiesta.

Upon request, all models of CH pumps series are available with ATEX certification.



RPM	CODICE *CODE*	MODELLO *MODEL*	PORTATA *FLOW*		PRESSIONE *PRESSURE*		POTENZA *POWER*		PESO *WEIGHT*	PRESA DI FORZA *SHAFT TYPE*
			l/min	GPM	bar	PSI	HP	kW	Kg	
1450	291000	CHC 12/50 S	12.0	3.2	500	7250	15.4	11.5	21.3	S - Albero MASCHIO 24 mm DX *S - MALE Shaft 24 mm RIGHT*
	290200	CHC 16/50 S	16.0	4.2	500	7250	20.5	15.3	21.3	
	291300	CHC 20/50 S	20.0	5.3	500	7250	25.6	19.1	21.3	
1750	291200	CHD 3.0/75 S	11.5	3.0	500	7250	14.7	11.0	21.3	
	290400	CHD 4.5/75 S	16.0	4.2	500	7250	20.5	15.3	21.3	

Tutti i modelli di POMPE sono disponibili con Presa di Forza Sinistra (L). Esempio : CHC 12/50 S-L

All models of PUMPS are available with Left P.T.O. Shaft (L). For example : CHC 12/50 S-L

Dimensioni d'ingombro (mm) - *Overall Dimensions (mm)*

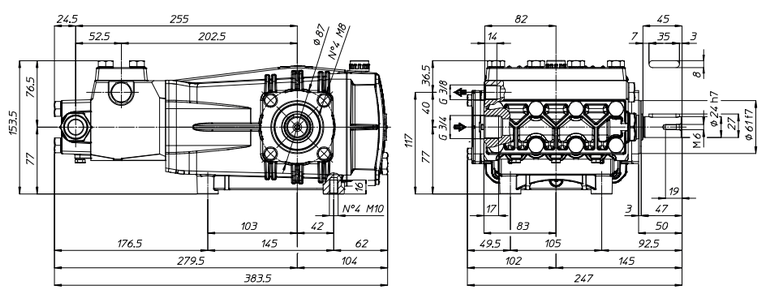

NK



RPM	CODICE *CODE*	MODELLO *MODEL*	PORTATA *FLOW*				PRESSIONE *PRESSURE*		POTENZA *POWER*		PESO *WEIGHT*	PRESA DI FORZA *SHAFT TYPE*
			NOM.									
			l/min	GPM	l/min	GPM	bar	PSI	HP	kW	Kg	
1000	878000	NK-B 25/350 R	25.1	6.6	24.0	6.3	350	5075	21.5	16.0	30.5	S - Albero MASCHIO 30 mm DX *S - MALE Shaft 30 mm RIGHT*
	878200	NK-B 32/350 R	34.2	9.0	32.7	8.6	350	5075	29.3	21.9	30.5	
	877900	NK-B 37/300 R	38.8	10.2	37.0	9.8	300	4350	28.5	21.2	30.5	
	878500	NK-B 42/250 R	44.2	11.7	42.2	11.1	250	3625	27.0	20.2	30.5	
	878400	NK-B 50/250 R	50.1	13.2	47.8	12.6	250	3625	30.7	22.9	30.5	
1450	875900	NK-C 35/350 R	36.4	9.6	34.6	9.1	350	5075	31.0	23.1	30.5	
	876000	NK-C 47/350 R	49.6	13.1	47.1	12.5	350	5075	42.3	31.5	30.5	
	875100	NK-C 55/300 R	56.2	14.9	53.4	14.1	300	4350	41.1	30.5	30.5	
	876100	NK-C 60/250 R	64.1	16.1	60.9	16.1	250	3625	39.0	29.1	30.5	
	875200	NK-C 70/250 R	72.6	19.2	69.0	18.2	250	3625	44.2	33.0	30.5	
1750	878100	NK-D 11.0/51 R	43.9	11.6	41.5	11.0	350	5075	37.2	27.8	30.5	
	878300	NK-D 15.0/44 R	59.9	15.8	56.6	14.9	300	4350	43.5	32.5	30.5	
	750012	NK-D 18.0/36 R	69.6	18.4	65.0	17.2	250	3625	41.7	31.1	30.5	

Tutti i modelli di POMPE sono disponibili con Presa di Forza Sinistra (L). Esempio : NK-B 25/350 L

All models of PUMPS are available with Left P.T.O. Shaft (L). Example : NK-B 25/350 L

Dimensioni d'ingombro (mm) - *Overall Dimensions (mm)*

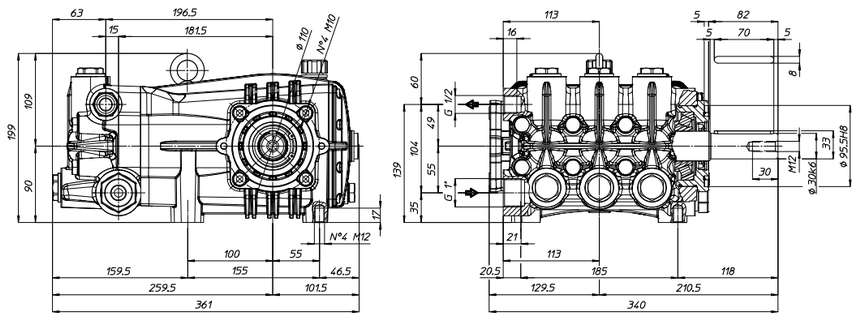

NK



RPM	CODICE *CODE*	MODELLO *MODEL*	PORTATA *FLOW* NOM. l/min	PORTATA GPM	PORTATA l/min	PORTATA GPM	PRESSIONE *PRESSURE* bar	PRESSIONE PSI	POTENZA *POWER* HP	POTENZA kW	PESO *WEIGHT* Kg	PRESA DI FORZA *SHAFT TYPE*
1000	**878800**	**NK-B 52/170 R**	55.4	14.6	52.1	13.8	170	2465	22.7	16.9	30.5	S - Albero MASCHIO 30 mm DX *S - MALE Shaft 30 mm RIGHT*
	878600	**NK-B 60/170 R**	62.8	16.6	59.0	15.6	170	2465	25.7	19.2	30.5	
	879000	**NK-B 70/150 R**	72.1	19.0	69.2	18.3	150	2175	26.6	19.9	30.5	
1450	**876200**	**NK-C 75/170 R**	80.4	21.2	75.1	19.9	170	2465	32.8	24.4	30.5	
	875300	**NK-C 85/170 R**	91.1	24.1	87.0	23.0	170	2465	37.9	28.3	30.5	
	875400	**NK-C 100/150 R**	104.5	27.6	100.0	26.4	150	2175	38.4	28.6	30.5	
1750	**878900**	**NK-D 24.0/25 R**	97.0	25.6	90.2	23.8	170	2465	39.3	29.3	30.5	
	878700	**NK-D 27.0/25 R**	109.9	29.0	100.0	26.4	170	2465	43.6	32.5	30.5	

Tutti i modelli di POMPE sono disponibili con Presa di Forza Sinistra (L). Esempio : NK-B 52/170 L

All models of PUMPS are available with Left P.T.O. Shaft (L). Example : NK-B 52/170 L

Dimensioni d'ingombro (mm) - *Overall Dimensions (mm)*

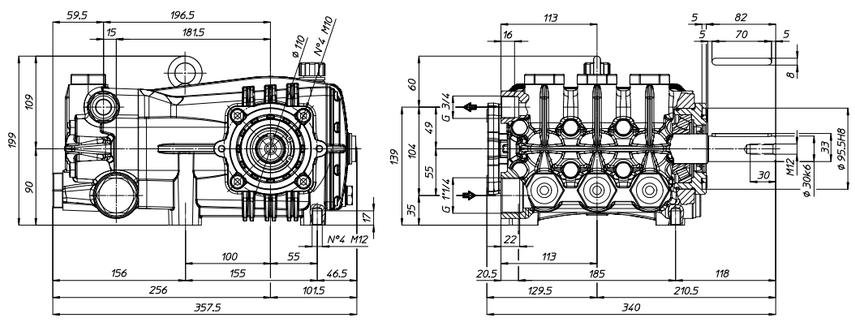

NK



RPM	CODICE *CODE*	MODELLO *MODEL*	PORTATA *FLOW* NOM. l/min	PORTATA GPM	PORTATA l/min	PORTATA GPM	PRESSIONE *PRESSURE* bar	PRESSIONE PSI	POTENZA *POWER* HP	POTENZA kW	PESO *WEIGHT* Kg	PRESA DI FORZA *SHAFT TYPE*
1000	**879100**	**NK-B 100/100 R**	103.8	27.4	99.2	26.2	100	1450	25.4	19.0	30.5	S - Albero MASCHIO 30 mm DX *S - MALE Shaft 30 mm RIGHT*
1450	**879400**	**NK-C 130/130 R**	132.8	35.1	126.2	33.3	130	1885	42.1	31.4	30.5	
	875500	**NK-C 145/100 R**	150.5	39.8	143.0	37.8	100	1450	36.7	27.3	30.5	

Tutti i modelli di POMPE sono disponibili con Presa di Forza Sinistra (L). Esempio : NK-B 100/100 L

All models of PUMPS are available with Left P.T.O. Shaft (L). Example : NK-B 100/100 L

Dimensioni d'ingombro (mm) - *Overall Dimensions (mm)*

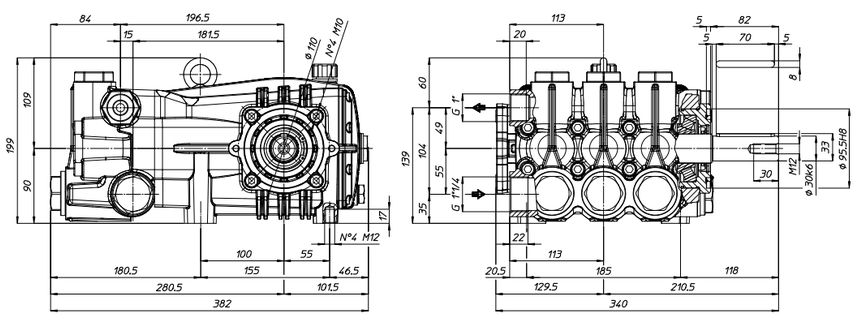

NK MI





RPM	CODICE *CODE*	MODELLO *MODEL*	PORTATA *FLOW*				PRESSIONE *PRESSURE*		POTENZA *POWER*		PESO *WEIGHT*	PRESA DI FORZA *SHAFT TYPE*
			NOM.									
			l/min	GPM	l/min	GPM	bar	PSI	HP	kW	Kg	
1450	**877800**	**NK-C 47/350 R MI**	49.6	13.1	47.1	12.5	350	5075	42.3	31.5	31.0	R MI - Albero 13T 16/32 DP - SAE B - DX *R MI - Shaft 13T 16/32 DP - SAE B - RIGHT*
	320000	**NK-C 55/300 R MI**	56.2	14.9	53.4	14.1	300	4350	41.1	30.6	31.0	
	320100	**NK-C 60/250 R MI**	64.1	16.9	60.9	16.1	250	3625	39.0	29.1	31.0	
	320200	**NK-C 70/250 R MI**	72.6	19.2	69.0	18.2	250	3625	44.2	33.0	31.0	
1750	**320400**	**NK-D 15.0/44 R MI**	59.9	15.8	56.6	14.9	300	4350	43.5	32.5	31.0	

Tutti i modelli di POMPE sono disponibili con Presa di Forza Sinistra (L). Esempio : NK-C 47/350 L MI
All models of PUMPS are available with Left P.T.O. Shaft (L). Example : NK-C 47/350 L MI

Dimensioni d'ingombro (mm) - *Overall Dimensions (mm)*

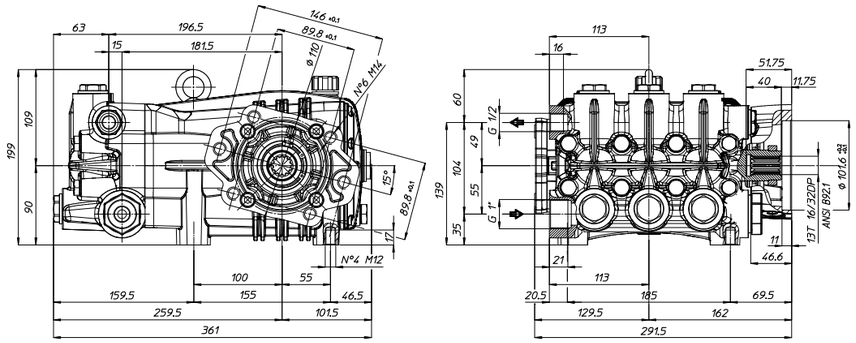

NK MI



RPM	CODICE *CODE*	MODELLO *MODEL*	PORTATA *FLOW*				PRESSIONE *PRESSURE*		POTENZA *POWER*		PESO *WEIGHT*	PRESA DI FORZA *SHAFT TYPE*
			NOM.									
			l/min	GPM	l/min	GPM	bar	PSI	HP	kW	Kg	
1450	**877400**	**NK-C 75/170 R MI**	80.4	21.2	75.1	19.9	170	2465	32.8	24.4	31.0	R MI - Albero 13T 16/32 DP - SAE B - DX *R MI - Shaft 13T 16/32 DP - SAE B - RIGHT*
	877500	**NK-C 85/170 R MI**	91.1	24.1	87.0	23.0	170	2465	37.9	28.3	31.0	
	877600	**NK-C 100/150 R MI**	104.5	27.6	100.0	26.4	150	2175	38.4	28.6	31.0	
1750	**320500**	**NK-D 24.0/25 R MI**	97.0	25.6	90.2	23.8	170	2465	39.3	29.3	31.0	
	320600	**NK-D 27.0/25 R MI**	109.9	29.0	100.0	26.4	170	2465	43.6	32.5	31.0	

Tutti i modelli di POMPE sono disponibili con Presa di Forza Sinistra (L). Esempio : NK-C 75/170 L MI
All models of PUMPS are available with Left P.T.O. Shaft (L). Example : NK-C 75/170 L MI

Dimensioni d'ingombro (mm) - *Overall Dimensions (mm)*

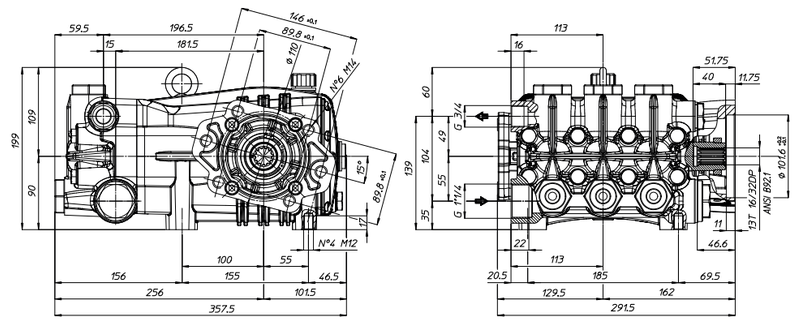

NK MI





Cod. 605899 Sensore contagiri
Cod. 605899 Rev-counter sensor

RPM	CODICE *CODE*	MODELLO *MODEL*	PORTATA *FLOW* NOM. l/min	PORTATA *FLOW* NOM. GPM	PORTATA *FLOW* l/min	PORTATA *FLOW* GPM	PRESSIONE *PRESSURE* bar	PRESSIONE *PRESSURE* PSI	POTENZA *POWER* HP	POTENZA *POWER* kW	PESO *WEIGHT* Kg	PRESA DI FORZA *SHAFT TYPE*
1450	**320300**	**NK-C 130/130 R MI**	132.8	35.1	126.2	33.3	130	1885	42.1	31.4	31.0	R MI - Albero 13T 16/32 DP - SAE B - DX *R MI - Shaft 13T 16/32 DP - SAE B - RIGHT*
	877700	**NK-C 145/100 R MI**	150.5	39.8	143.0	37.8	100	1450	36.7	27.3	31.0	

Tutti i modelli di POMPE sono disponibili con Presa di Forza Sinistra (L). Esempio : NK-C 130/130 L MI
All models of PUMPS are available with Left P.T.O. Shaft (L). Example : NK-C 130/130 L MI

Dimensioni d'ingombro (mm) - *Overall Dimensions (mm)*

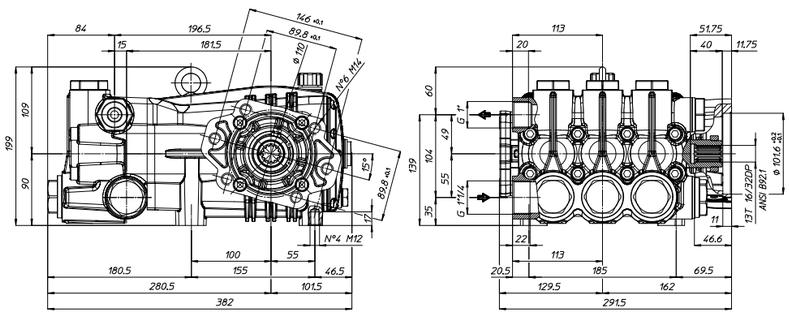

NK 500

Cover disponibile su richiesta
Cover available on request



RPM	CODICE *CODE*	MODELLO *MODEL*	PORTATA *FLOW* NOM. l/min	PORTATA *FLOW* NOM. GPM	PORTATA *FLOW* l/min	PORTATA *FLOW* GPM	PRESSIONE *PRESSURE* bar	PRESSIONE *PRESSURE* PSI	POTENZA *POWER* HP	POTENZA *POWER* kW	PESO *WEIGHT* Kg	PRESA DI FORZA *SHAFT TYPE*
1000	**879200**	**NK-B 18/500 R**	20.6	5.4	18.6	4.9	500	7250	23.8	17.7	30.5	S - Albero MASCHIO 30 mm DX *S - MALE Shaft 30 mm RIGHT*
	879300	**NK-B 21/500 R**	22.9	6.1	20.4	5.4	500	7250	26.1	19.5	30.5	
1450	**817900**	**NK-C 26/500 R**	29.9	7.9	26.4	7.0	500	7250	33.9	25.3	30.5	
	818000	**NK-C 30/500 R**	33.2	8.8	31.4	8.3	500	7250	40.3	30.0	30.5	
1750	**750002**	**NK-D 6.5/75 R**	29.4	7.8	25.0	6.6	500	7250	32.1	23.9	30.5	
	750001	**NK-D 8.0/75 R**	36.1	9.5	31.3	8.3	500	7250	40.1	29.9	30.5	

Tutti i modelli di POMPE sono disponibili con Presa di Forza Sinistra (L). Esempio : POMPA NK-B 18/500 L
All models of PUMPS are available with Left P.T.O. Shaft (L). Example : POMPA NK-B 18/500 L

Dimensioni d'ingombro (mm) - *Overall Dimensions (mm)*

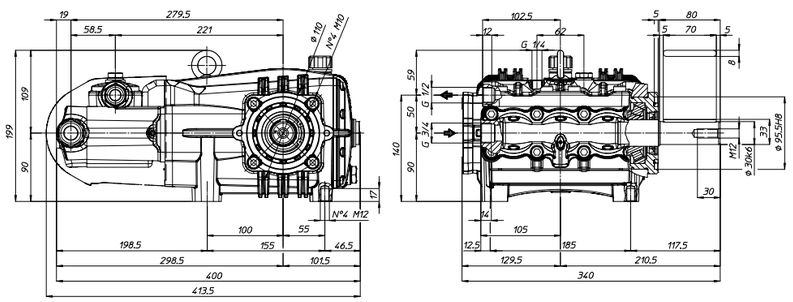

NH 500



Cover disponibile su richiesta
Cover available on request

RPM	CODICE *CODE*	MODELLO *MODEL*	PORTATA *FLOW* NOM. l/min	PORTATA *FLOW* NOM. GPM	PORTATA *FLOW* l/min	PORTATA *FLOW* GPM	PRESSIONE *PRESSURE* bar	PRESSIONE *PRESSURE* PSI	POTENZA *POWER* HP	POTENZA *POWER* kW	PESO *WEIGHT* Kg	PRESA DI FORZA *SHAFT TYPE*
1000	750010	NH-B 18/500 R	20.6	5.4	18.6	4.9	500	7250	23.8	17.7	30.5	R - Albero MASCHIO 30 mm DX *R - MALE Shaft 30 mm RIGHT*
	750011	NH-B 21/500 R	22.9	6.1	20.4	5.4	500	7250	26.1	19.5	30.5	
1450	750003	NH-C 26/500 R	29.9	7.9	26.4	7.0	500	7250	33.9	25.3	30.5	
	750004	NH-C 30/500 R	33.2	8.8	31.4	8.3	500	7250	40.3	30.0	30.5	
1750	750006	NH-D 6.5/75 R	29.4	7.8	25.0	6.6	500	7250	32.1	23.9	30.5	
	750005	NH-D 8.0/75 R	36.1	9.5	31.3	8.3	500	7250	40.1	29.9	30.5	

Tutti i modelli di POMPE sono disponibili con Presa di Forza Sinistra (L). Esempio : POMPA NH-B 18/500 L
All models of PUMPS are available with Left P.T.O. Shaft (L). Example : POMPA NH-B 18/500 L

Dimensioni d'ingombro (mm) - *Overall Dimensions (mm)*

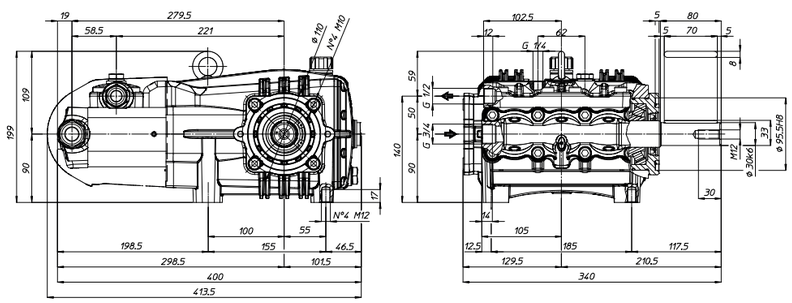

GAMMA 62

TS 1C

TS 2C



TS GR

RPM	CODICE *CODE*	MODELLO *MODEL*	PORTATA *FLOW* NOM. l/min	PORTATA *FLOW* NOM. GPM	PORTATA *FLOW* l/min	PORTATA *FLOW* GPM	PRESSIONE *PRESSURE* bar	PRESSIONE *PRESSURE* PSI	POTENZA *POWER* HP	POTENZA *POWER* kW	PESO *WEIGHT* Kg	PRESA DI FORZA *SHAFT TYPE*
600	837700	GAMMA 62 TS 1C	67.9	17.9	67.0	17.7	50	725	8.6	6.4	22.2	TS 1C – 35 mm 1"3/8 Scanalato / *Splined*
	837600	GAMMA 62 TS 2C	67.9	17.9	67.0	17.7	50	725	8.6	6.4	22.2	TS 2C – 1"3/8 Scanalato / *Splined* 1"3/8 Scanalato / *Splined*
	837800	GAMMA 62 TS GR	67.9	17.9	67.0	17.7	50	725	8.6	6.4	22.2	TS GR – 35 mm Corto / *Short* 1"3/8 Scanalato / *Splined*

Dimensioni d'ingombro (mm) - *Overall Dimensions (mm)*

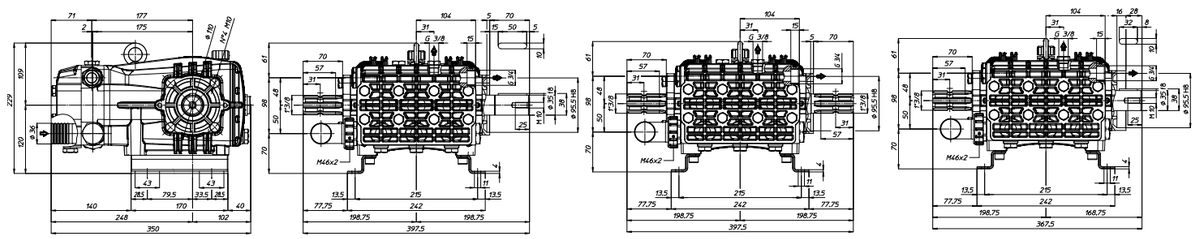

TS 1C TS 2C TS GR

GAMMA 3P

TS 1C

TS 2C

RPM	CODICE *CODE*	MODELLO *MODEL*	PORTATA *FLOW* NOM. l/min	PORTATA *FLOW* NOM. GPM	PORTATA *FLOW* l/min	PORTATA *FLOW* GPM	PRESSIONE *PRESSURE* bar	PRESSIONE *PRESSURE* PSI	POTENZA *POWER* HP	POTENZA *POWER* kW	PESO *WEIGHT* Kg	PRESA DI FORZA *SHAFT TYPE*
600	838200	GAMMA 85 TS 1C	84.8	22.4	83.0	21.9	60	870	12.8	9.5	37.6	TS 1C – 35 mm 1"3/8 Scanalato / *Splined*
	838100	GAMMA 85 TS 2C	84.8	22.4	83.0	21.9	60	870	12.8	9.5	37.8	TS 2C – 1"3/8 Scanalato / *Splined* 1"3/8 Scanalato / *Splined*
	838700	GAMMA 105 TS 1C	107.4	28.4	105.0	27.7	60	870	16.1	12.0	37.6	
	838600	GAMMA 105 TS 2C	107.4	28.4	105.0	27.7	60	870	16.1	12.0	37.8	
	839200	GAMMA 125 TS 1C	134.3	35.5	131.0	34.6	60	870	20.2	15.0	37.6	
	839100	GAMMA 125 TS 2C	134.3	35.5	131.0	34.6	60	870	20.2	15.0	37.8	

Dimensioni d'ingombro (mm) - *Overall Dimensions (mm)*

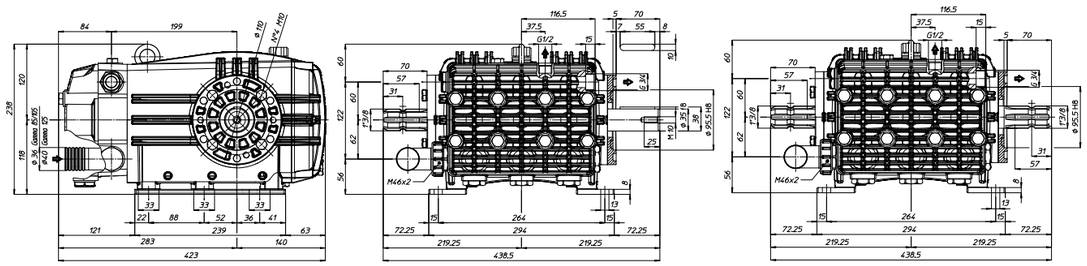

TS 1C TS 2C

GAMMA 3P

TS 2C

RPM	CODICE *CODE*	MODELLO *MODEL*	PORTATA *FLOW* NOM. l/min	PORTATA *FLOW* NOM. GPM	PORTATA *FLOW* l/min	PORTATA *FLOW* GPM	PRESSIONE *PRESSURE* bar	PRESSIONE *PRESSURE* PSI	POTENZA *POWER* HP	POTENZA *POWER* kW	PESO *WEIGHT* Kg	PRESA DI FORZA *SHAFT TYPE*
550	817200	GAMMA 155 TS 2C	149.0	39.4	145.0	38.3	60	870	22.3	16.6	38.0	TS 2C – 1"3/8 Scanalato / *Splined* 1"3/8 Scanalato / *Splined*

Dimensioni d'ingombro (mm) - *Overall Dimensions (mm)*

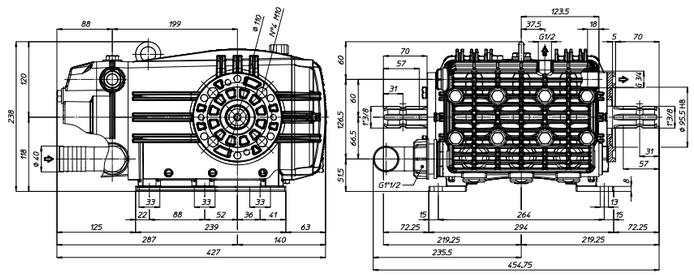

GAMMA 6P



TS 1C

TS 2C

RPM	CODICE *CODE*	MODELLO *MODEL*	PORTATA *FLOW* NOM. l/min	PORTATA *FLOW* NOM. GPM	PORTATA *FLOW* l/min	PORTATA *FLOW* GPM	PRESSIONE *PRESSURE* bar	PRESSIONE *PRESSURE* PSI	POTENZA *POWER* HP	POTENZA *POWER* kW	PESO *WEIGHT* Kg	PRESA DI FORZA *SHAFT TYPE*
600	839700	GAMMA 162 TS 1C	169.7	44.8	164.0	43.3	60	870	25.2	18.8	52.0	TS 1C – 35 mm 1"3/8 Scanalato / *Splined*
	839600	GAMMA 162 TS 2C	169.7	44.8	164.0	43.3	60	870	25.2	18.8	52.0	
	837200	GAMMA 202 TS 1C	214.9	56.8	208.0	55.0	60	870	32.0	23.9	52.0	TS 2C – 1"3/8 Scanalato / *Splined* 1"3/8 Scanalato / *Splined*
	837100	GAMMA 202 TS 2C	214.9	56.8	208.0	55.0	60	870	32.0	23.9	52.0	
550	840200	GAMMA 242 TS 1C	246.2	65.1	240.0	63.4	60	870	36.9	27.5	52.0	
	840100	GAMMA 242 TS 2C	246.2	65.1	240.0	63.4	60	870	36.9	27.5	52.0	

Dimensioni d'ingombro (mm) - *Overall Dimensions (mm)*

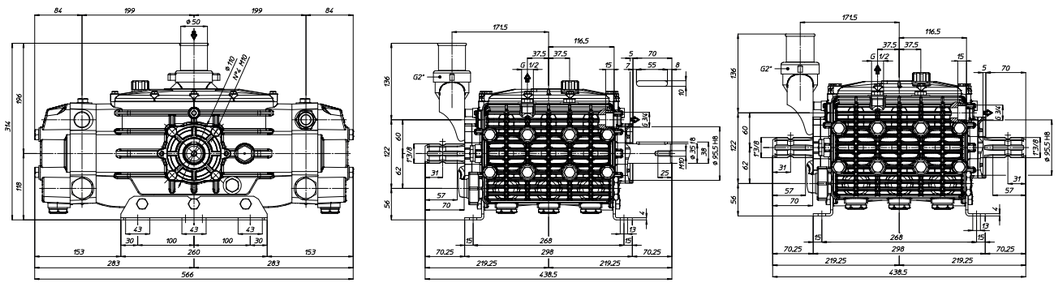

TS 1C TS 2C

GAMMA-IL 3P



RPM	CODICE *CODE*	MODELLO *MODEL*	PORTATA *FLOW* NOM. l/min	PORTATA *FLOW* NOM. GPM	PORTATA *FLOW* l/min	PORTATA *FLOW* GPM	PRESSIONE *PRESSURE* bar	PRESSIONE *PRESSURE* PSI	POTENZA *POWER* HP	POTENZA *POWER* kW	PESO *WEIGHT* Kg	PRESA DI FORZA *SHAFT TYPE*
600	832100	GAMMA-IL 83 TS 1C	84.8	22.4	84.0	22.2	100	1450	21.5	16.0	53.3	TS 1C – 35 mm 1"3/8 Scanalato / *Splined*
	832600	GAMMA-IL 103 TS 1C	107.4	28.4	107.0	28.3	100	1450	27.4	20.4	53.3	

Dimensioni d'ingombro (mm) - *Overall Dimensions (mm)*

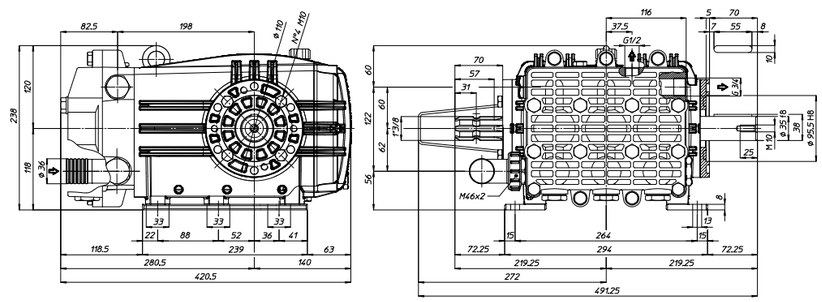

GAMMA-IL 6P



RPM	CODICE *CODE*	MODELLO *MODEL*	PORTATA *FLOW* NOM. l/min	PORTATA *FLOW* NOM. GPM	PORTATA *FLOW* l/min	PORTATA *FLOW* GPM	PRESSIONE *PRESSURE* bar	PRESSIONE *PRESSURE* PSI	POTENZA *POWER* HP	POTENZA *POWER* kW	PESO *WEIGHT* Kg	PRESA DI FORZA *SHAFT TYPE*
600	833100	GAMMA-IL 160 TS 1C	169.7	44.8	163.0	43.1	80	1160	33.4	24.9	69.0	TS 1C – 35 mm 1"3/8 Scanalato / *Splined*
	833600	GAMMA-IL 200 TS 1C	214.9	56.8	202.0	54.4	80	1160	42.2	31.5	69.0	

Dimensioni d'ingombro (mm) - *Overall Dimensions (mm)*

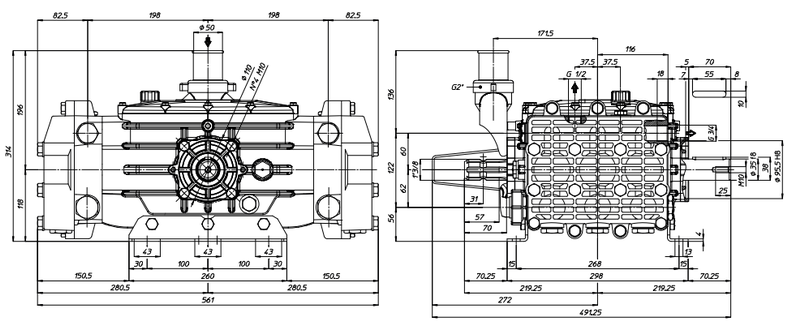

PENTA





Alcuni modelli di pompe della serie PENTA sono disponibili con doppia presa di forza.

Some pump models of PENTA series are available with double ended shaft.

RPM	CODICE *CODE*	MODELLO *MODEL*	PORTATA *FLOW* NOM. l/min	PORTATA *FLOW* NOM. GPM	PORTATA *FLOW* l/min	PORTATA *FLOW* GPM	PRESSIONE *PRESSURE* bar	PRESSIONE *PRESSURE* PSI	POTENZA *POWER* HP	POTENZA *POWER* kW	PESO *WEIGHT* Kg	PRESA DI FORZA *SHAFT TYPE*
1000	880900	PENTA-B 25/350 R	26.7	7.1	25.0	6.6	350	5075	22.4	16.7	43.9	R - Albero MASCHIO 35 mm DX *R - MALE Shaft 35 mm RIGHT*
	880700	PENTA-B 25/400 R	26.7	7.1	25.0	6.6	400	5800	25.6	19.1	43.9	
1450	880800	PENTA-C 35/350 R	38.7	10.2	35.0	9.2	350	5075	31.4	23.4	43.9	
	880600	PENTA-C 35/400 R	38.7	10.2	35.0	9.2	400	5800	35.9	26.8	43.9	

Tutti i modelli di POMPE sono disponibili con Presa di Forza Sinistra (L). Esempio : PENTA-B 25/350 L

All models of PUMPS are available with Left P.T.O. Shaft (L). Example : PENTA-B 25/350 L

Dimensioni d'ingombro (mm) - *Overall Dimensions (mm)*

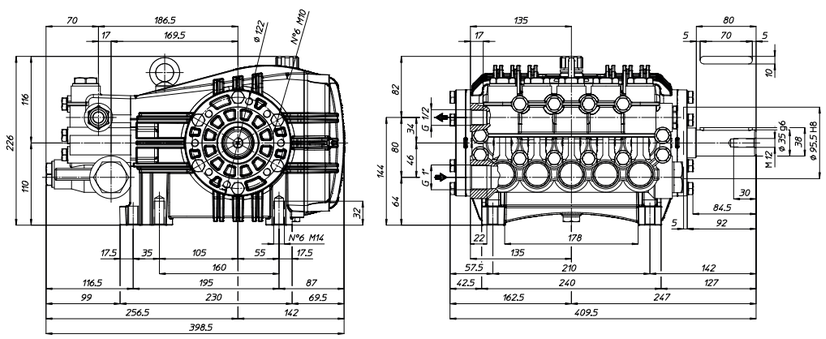

PENTA





Alcuni modelli di pompe della serie PENTA sono disponibili con doppia presa di forza.

Some pump models of PENTA series are available with double ended shaft.

RPM	CODICE *CODE*	MODELLO *MODEL*	PORTATA *FLOW* NOM. l/min	PORTATA GPM	PORTATA l/min	PORTATA GPM	PRESSIONE *PRESSURE* bar	PRESSIONE PSI	POTENZA *POWER* HP	POTENZA kW	PESO *WEIGHT* Kg	PRESA DI FORZA *SHAFT TYPE*
1000	880500	PENTA-B 30/300 R	32.3	8.5	30.0	7.9	300	4350	23.1	17.2	43.9	R – Albero MASCHIO 35 mm DX *R – MALE Shaft 35 mm RIGHT*
	880300	PENTA-B 40/250 R	41.7	11.0	39.0	10.3	250	3625	25.0	18.7	43.9	
	883000	PENTA-B 40/300 R	41.8	11.1	40.0	10.6	300	4350	30.7	22.9	43.9	
	880100	PENTA-B 50/200 R	52.3	13.8	49.0	12.9	200	2900	25.1	18.7	43.9	
1450	880400	PENTA-C 43/300 R	46.9	12.4	43.0	11.4	300	4350	33.1	24.7	43.9	
	880200	PENTA-C 55/250 R	60.5	16.0	57.0	15.1	250	3625	36.5	27.2	43.9	
	882600	PENTA-C 58/300 R	60.6	16.0	58.0	15.3	300	4350	44.6	33.3	43.9	
	880000	PENTA-C 70/200 R	75.9	20.1	71.0	18.8	200	2900	36.4	27.2	43.9	

Tutti i modelli di POMPE sono disponibili con Presa di Forza Sinistra (L). Esempio : PENTA-B 30/300 L

All models of PUMPS are available with Left P.T.O. Shaft (L). Example : PENTA-B 30/300 L

Dimensioni d'ingombro (mm) - *Overall Dimensions (mm)*

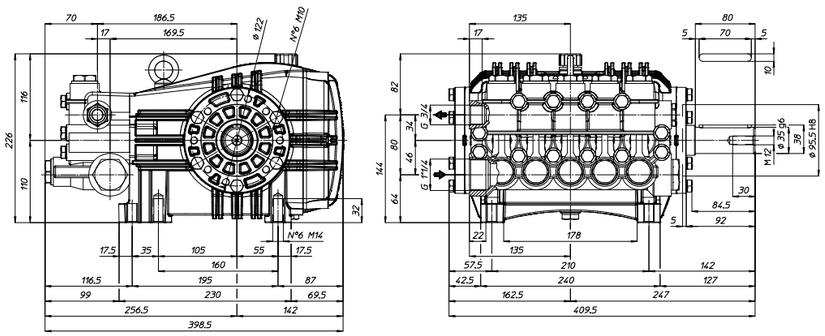

PENTA 600



RPM	CODICE *CODE*	MODELLO *MODEL*	PORTATA *FLOW* NOM. l/min	PORTATA GPM	PORTATA l/min	PORTATA GPM	PRESSIONE *PRESSURE* bar	PRESSIONE PSI	POTENZA *POWER* HP	POTENZA kW	PESO *WEIGHT* Kg	PRESA DI FORZA *SHAFT TYPE*
1000	790001	PENTA-B 21/600 R	22.1	5.8	21.0	5.5	600	8700	32.3	24.1	44.6	R - Albero MASCHIO 35 mm DX *R - MALE Shaft 35 mm RIGHT*
1450	884900	PENTA-C 30/600 R	32.1	8.5	30.0	7.9	600	8700	46.2	34.5	44.6	
1750	790002	PENTA-D 7.5/88 R	29.9	7.9	28.0	7.4	600	8700	43.1	32.1	44.6	

Tutti i modelli di POMPE sono disponibili con Presa di Forza Sinistra (L). Esempio : PENTA-B 21/600 L

All models of PUMPS are available with Left P.T.O. Shaft (L). Example : PENTA-B 21/600 L

Dimensioni d'ingombro (mm) - *Overall Dimensions (mm)*

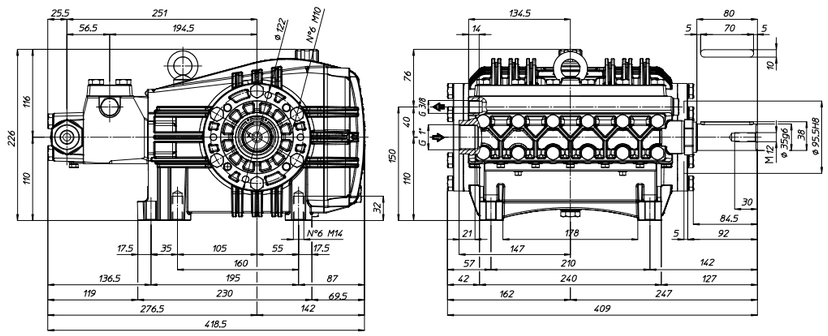

PENTA

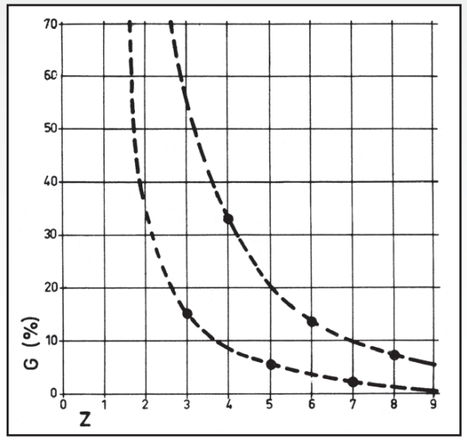

1 = Curva relativa alle pompe a pistoni con numero dispari di pompanti.
2 = Curva relativa alle pompe a pistoni con numero pari di pompanti.
Z = Numero dei denti o dei pompanti.
G (%) = Grado di irregolarità $\frac{(Q_{max} - Q_{min})}{Q_0}$ Q_0 = portata media.

1 = Irregularity curve for pumps with odd number of pistons.
2 = Irregularity curve for pumps with even number of pistons.
Z = Number of pistons.
G (%) = Degree of irregularity $\frac{(Q_{max} - Q_{min})}{Q_0}$ Q_0 = *average flow.*

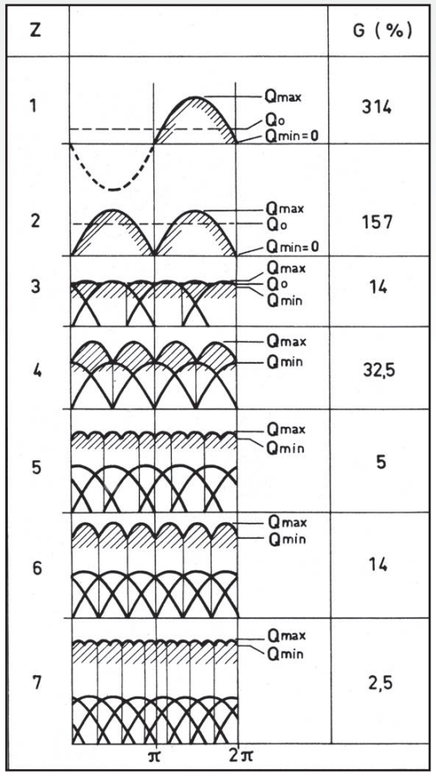

VX



Alcuni modelli di pompe della serie VX sono disponibili con doppia presa di forza.

Some pump models of VX series are available with double ended shaft.

RPM	CODICE *CODE*	MODELLO *MODEL*	PORTATA *FLOW*				PRESSIONE *PRESSURE*		POTENZA *POWER*		PESO *WEIGHT*	PRESA DI FORZA *SHAFT TYPE*
			NOM.									
			l/min	GPM	l/min	GPM	bar	PSI	HP	kW	Kg	
800	**847700**	**VX-A 161/110 R**	160.3	42.4	155.0	41.0	110	1595	43.7	32.6	58.0	R - Albero MASCHIO 35 mm DX *R - MALE Shaft 35 mm RIGHT*
1000	**847100**	**VX-B 100/200 R**	101.3	26.8	98.0	25.9	200	2900	50.3	37.5	58.0	
	847200	**VX-B 130/160 R**	128.3	33.9	125.0	33.0	160	2320	51.3	38.3	58.0	
	847300	**VX-B 160/130 R**	158.3	41.8	157.0	41.5	130	1885	52.3	39.0	58.0	
	814300	**VX-B 200/100 R**	200.4	52.9	199.0	52.6	100	1450	51.0	38.0	58.0	
1450	**217500**	**VX-C 100/200 R**	112.5	29.7	100.0	26.4	200	2900	51.3	38.3	58.0	
	910600	**VX-C 135/160 R**	146.9	38.8	135.0	35.7	160	2320	55.4	40.7	58.0	

Tutti i modelli di POMPE sono disponibili con Presa di Forza Sinistra (L). Esempio : VX-A 161/110 L
All models of PUMPS are available with Left P.T.O. Shaft (L). Example : VX-A 161/110 L

Dimensioni d'ingombro (mm) - *Overall Dimensions (mm)*

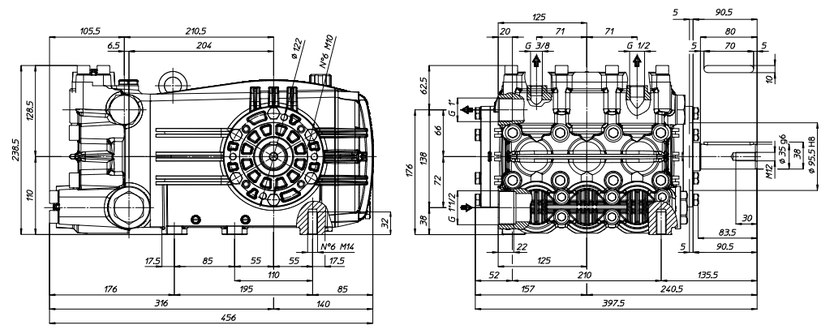

VX



Alcuni modelli di pompe della serie VX sono disponibili con doppia presa di forza.

Some pump models of VX series are available with double ended shaft.

RPM	CODICE *CODE*	MODELLO *MODEL*	PORTATA *FLOW*				PRESSIONE *PRESSURE*		POTENZA *POWER*		PESO *WEIGHT*	PRESA DI FORZA *SHAFT TYPE*
			NOM.									
			l/min	GPM	l/min	GPM	bar	PSI	HP	kW	Kg	
1000	836300	VX-B 60/350 R	64.7	17.1	60.0	15.9	350	5075	53.8	40.1	62.0	R – Albero MASCHIO 35 mm DX *R – MALE Shaft 35 mm RIGHT*
	808800	VX-B 75/280 R	77.6	20.5	75.0	19.8	280	4060	53.8	40.1	62.0	

Tutti i modelli di POMPE sono disponibili con Presa di Forza Sinistra (L). Esempio : VX-B 60/350 L

All models of PUMPS are available with Left P.T.O. Shaft (L). Example : VX-B 60/350 L

Dimensioni d'ingombro (mm) - *Overall Dimensions (mm)*

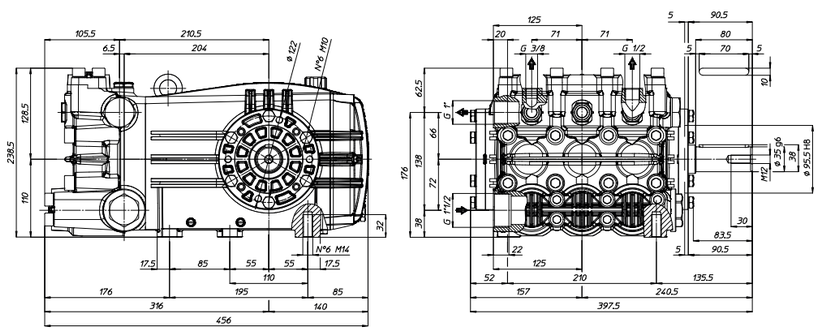

VX MI



Cod. 6058A1 Sensore contagiri
Cod. 6058A1 Rev-counter sensor



RPM	CODICE *CODE*	MODELLO *MODEL*	PORTATA *FLOW*				PRESSIONE *PRESSURE*		POTENZA *POWER*		PESO *WEIGHT*	PRESA DI FORZA *SHAFT TYPE*
			NOM.									
			l/min	GPM	l/min	GPM	bar	PSI	HP	kW	Kg	
1000	911700	VX-B 75/280 R MI	77.6	20.5	75.0	19.8	280	4060	53.8	40.1	64.0	R MI - Albero 14T 12/24 DP - SAE C - DX *R MI - Shaft 14T 12/24 D P - SAE C - RIGHT*

Tutti i modelli di POMPE sono disponibili con Presa di Forza Sinistra (L). Esempio : VX-B 75/280 L MI

All models of PUMPS are available with Left P.T.O. Shaft (L). Example : VX-B 75/280 L MI

Dimensioni d'ingombro (mm) - *Overall Dimensions (mm)*

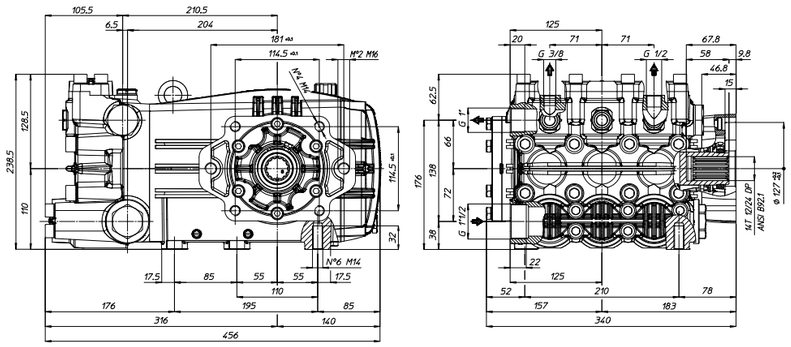

VX MI





Cod. 6058A1 Sensore contagiri
Cod. 6058A1 Rev-counter sensor

RPM	CODICE *CODE*	MODELLO *MODEL*	PORTATA *FLOW* NOM. l/min	PORTATA *FLOW* NOM. GPM	PORTATA *FLOW* l/min	PORTATA *FLOW* GPM	PRESSIONE *PRESSURE* bar	PRESSIONE *PRESSURE* PSI	POTENZA *POWER* HP	POTENZA *POWER* kW	PESO *WEIGHT* Kg	PRESA DI FORZA *SHAFT TYPE*
800	913200	VX-A 161/110 R MI	160.3	42.4	155.0	41.0	110	1595	43.7	32.6	60.0	R MI - Albero 14T 12/24 DP - SAE C - DX *R MI - Shaft 14T 12/24 DP - SAE C - RIGHT*
1000	913300	VX-B 100/200 R MI	101.3	26.8	98.0	25.9	200	2900	50.3	37.5	60.0	
	911800	VX-B 130/160 R MI	128.3	33.9	125.0	33.0	160	2320	51.3	38.3	60.0	
	912200	VX-B 160/130 R MI	158.3	41.8	157.0	41.5	130	1885	52.3	39.0	60.0	
	912300	VX-B 200/100 R MI	200.4	52.9	199.0	52.6	100	1450	51.0	38.0	60.0	
1450	912400	VX-C 100/200 R MI	112.5	29.7	100.0	26.4	200	2900	51.3	38.3	60.0	

Tutti i modelli di POMPE sono disponibili con Presa di Forza Sinistra (L). Esempio : VX-A 161/110 L MI
All models of PUMPS are available with Left P.T.O. Shaft (L). Example : VX-A 161/110 L MI

Dimensioni d'ingombro (mm) - *Overall Dimensions (mm)*

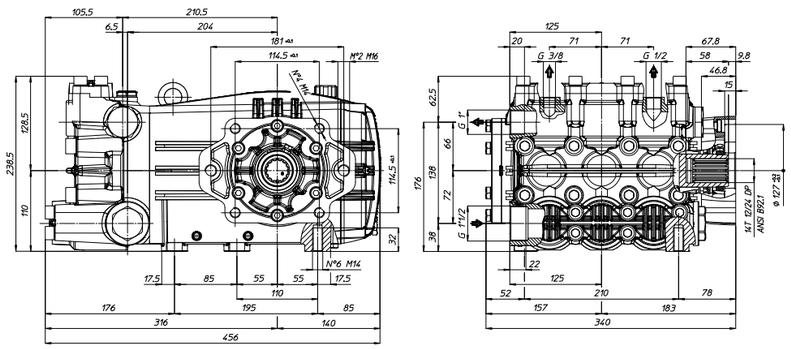

VX6



RPM	CODICE *CODE*	MODELLO *MODEL*	PORTATA *FLOW* NOM. l/min	PORTATA *FLOW* NOM. GPM	PORTATA *FLOW* l/min	PORTATA *FLOW* GPM	PRESSIONE *PRESSURE* bar	PRESSIONE *PRESSURE* PSI	POTENZA *POWER* HP	POTENZA *POWER* kW	PESO *WEIGHT* Kg	PRESA DI FORZA *SHAFT TYPE*
800	915500	VX6-A 260/60 TS 1C	273.7	72.3	260.0	68.7	60	870	42.0	31.3	91.0	TS 1C – 35 mm 1"3/8 Scanalato / *Splined*
	915400	VX6-A 330/50 TS 1C	346.7	91.6	329.3	87.0	50	725	44.3	33.1	91.0	
	915300	VX6-A 410/40 TS 1C	433.4	114.5	411.7	108.8	40	580	44.3	33.1	91.0	

Dimensioni d'ingombro (mm) - *Overall Dimensions (mm)*

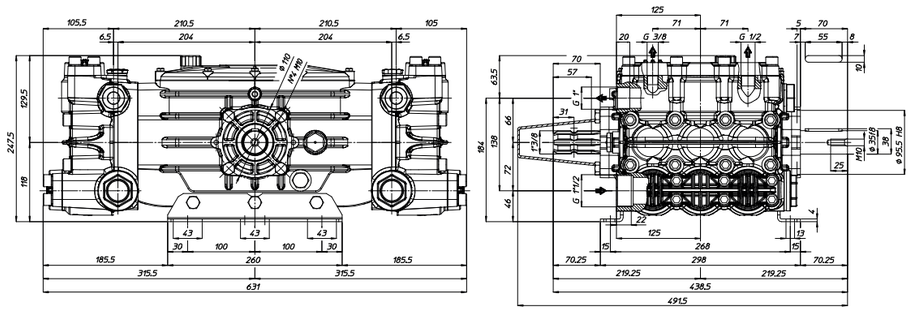

VH



RPM	CODICE *CODE*	MODELLO *MODEL*	PORTATA *FLOW*				PRESSIONE *PRESSURE*		POTENZA *POWER*		PESO *WEIGHT*	PRESA DI FORZA *SHAFT TYPE*
			NOM.									
			l/min	GPM	l/min	GPM	bar	PSI	HP	kW	Kg	
1000	834700	VH-B 40/600 R	42.4	11.2	40.0	10.6	600	8700	61.5	45.9	66.0	R - Albero MASCHIO 35 mm DX *R - MALE Shaft 35 mm RIGHT*

Tutti i modelli di POMPE sono disponibili con Presa di Forza Sinistra (L). Esempio : VH-B 40/600 L

All models of PUMPS are available with Left P.T.O. Shaft (L). Example : VH-B 40/600 L

Dimensioni d'ingombro (mm) - *Overall Dimensions (mm)*

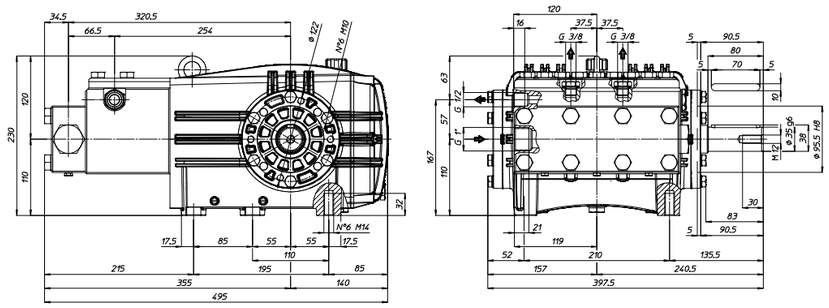

VY



RPM	CODICE *CODE*	MODELLO *MODEL*	PORTATA *FLOW*				PRESSIONE *PRESSURE*		POTENZA *POWER*		PESO *WEIGHT*	PRESA DI FORZA *SHAFT TYPE*
			NOM.									
			l/min	GPM	l/min	GPM	bar	PSI	HP	kW	Kg	
1000	800300	VY-B 15/1000 R	16.2	4.3	14.6	3.9	1000	14500	37.4	27.9	61.0	R - Albero MASCHIO 35 mm DX *R - MALE Shaft 35 mm RIGHT*
	802500	VY-B 14/1250 R	16.2	4.3	14.1	3.7	1250	18130	45.2	33.7	61.0	
	800700	VY-B 20/800 R	21.1	5.6	20.0	5.3	800	11600	41.0	30.6	61.0	
	800100	VY-B 20/1000 R	20.8	5.5	19.5	5.2	1000	14500	50.0	37.3	61.0	
	800900	VY-B 25/800 R	25.3	6.7	24.5	6.5	800	11600	50.3	37.5	61.0	
	810001	VY-B 25/1000 R	25.3	6.7	24.0	6.3	1000	14500	61.5	45.9	61.0	
1200	801200	VY-F 15/1000 R	16.9	4.5	15.0	4.0	1000	14500	38.4	28.7	61.0	
	804200	VY-F 15/1250 R	16.9	4.5	14.5	3.8	1250	18130	46.4	34.6	61.0	
	801400	VY-F 20/800 R	22.0	5.8	20.0	5.3	800	11600	41.0	30.6	61.0	
	803500	VY-F 20/1000 R	22.0	5.8	19.5	5.2	1000	14500	50.0	37.3	61.0	
1450	804400	VY-C 15/1000 R	17.2	4.6	15.0	4.0	1000	14500	38.5	28.7	61.0	
	807200	VY-C 19/1000 R	20.7	5.5	18.6	4.9	1000	14500	47.7	35.6	61.0	
1750	810200	VY-D 4.0/15 R	18.1	4.8	15.0	4.0	1000	14500	38.4	28.6	61.0	
	810400	VY-D 5.0/15 R	20.8	5.5	18.1	4.8	1000	14500	46.4	34.6	61.0	
	807400	VY-D 6.5/12 R	26.7	7.1	24.6	6.5	800	11600	50.4	37.6	61.0	

Tutti i modelli di POMPE sono disponibili con Presa di Forza Sinistra (L). Esempio : VY-B 15/1000 L

All models of PUMPS are available with Left P.T.O. Shaft (L). Example : VY-B 15/1000 L

Dimensioni d'ingombro (mm) - *Overall Dimensions (mm)*

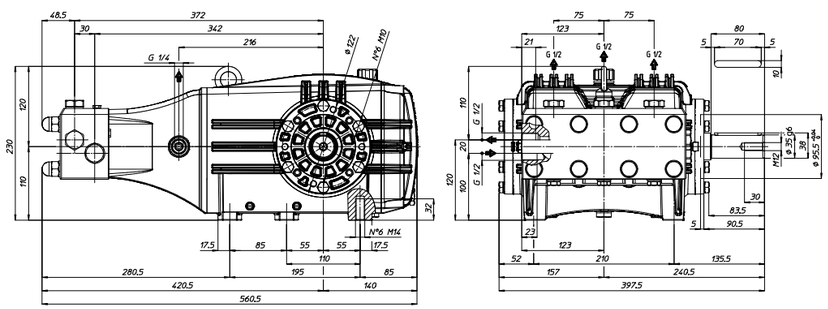

VXX





VXX-B 75/350 R

RPM	CODICE *CODE*	MODELLO *MODEL*	PORTATA *FLOW* NOM. l/min	PORTATA *FLOW* NOM. GPM	PORTATA *FLOW* l/min	PORTATA *FLOW* GPM	PRESSIONE *PRESSURE* bar	PRESSIONE *PRESSURE* PSI	POTENZA *POWER* HP	POTENZA *POWER* kW	PESO *WEIGHT* Kg	PRESA DI FORZA *SHAFT TYPE*
1000	800003	VXX-B 75/350 R	77.6	20.5	75.0	19.8	350	5075	67.3	50.2	64.0	R - Albero MASCHIO 40 mm DX *R - MALE Shaft 40 mm RIGHT*
	910800	VXX-B 130/220 R	128.3	33.9	125.0	33.0	220	3190	70.5	52.6	60.0	
	911000	VXX-B 160/180 R	158.3	41.8	157.0	41.5	180	2610	72.5	54.0	60.0	
	911200	VXX-B 200/150 R	200.4	52.9	199.0	52.6	150	2175	76.5	57.1	60.0	
1150	911900	VXX-F 230/140 R	230.5	60.9	226.0	59.7	140	2030	81.1	61.0	60.0	

Tutti i modelli di POMPE sono disponibili con Presa di Forza Sinistra (L). Esempio : VXX-B 75/350 L

All models of PUMPS are available with Left P.T.O. Shaft (L). Example : VXX-B 75/350 L

Dimensioni d'ingombro (mm) - *Overall Dimensions (mm)*

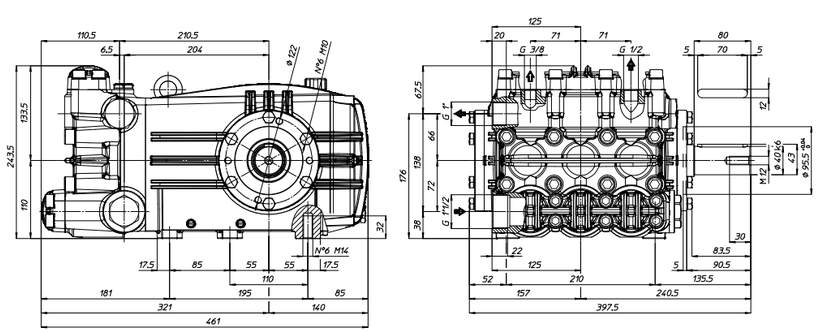

VXX MI



Cod. 6058A1 Sensore contagiri
Cod. 6058A1 Rev-counter sensor



VXX-B 75/350 R MI



RPM	CODICE *CODE*	MODELLO *MODEL*	PORTATA *FLOW* NOM. l/min	PORTATA *FLOW* NOM. GPM	PORTATA *FLOW* l/min	PORTATA *FLOW* GPM	PRESSIONE *PRESSURE* bar	PRESSIONE *PRESSURE* PSI	POTENZA *POWER* HP	POTENZA *POWER* kW	PESO *WEIGHT* Kg	PRESA DI FORZA *SHAFT TYPE*
1000	800004	VXX-B 75/350 R MI	77.6	20.5	75.0	19.8	350	5075	67.3	50.2	64.0	R MI - Albero 14T 12/24 DP - SAE C - DX *R MI - Shaft 14T 12/24 DP - SAE C - RIGHT*
	912700	VXX-B 130/220 R MI	128.3	33.9	125.0	33.0	220	3190	70.5	52.6	60.0	
	912800	VXX-B 160/180 R MI	158.3	41.8	157.0	41.5	180	2610	72.5	54.0	60.0	
	912900	VXX-B 200/150 R MI	200.4	52.9	199.0	52.6	150	2175	76.5	57.1	60.0	
1150	913000	VXX-F 230/140 R MI	230.5	60.9	226.0	59.7	140	2030	81.1	61.0	60.0	

Tutti i modelli di POMPE sono disponibili con Presa di Forza Sinistra (L). Esempio : VXX-B 75/350 L MI

All models of PUMPS are available with Left P.T.O. Shaft (L). Example : VXX-B 75/350 L MI

Dimensioni d'ingombro (mm) - *Overall Dimensions (mm)*

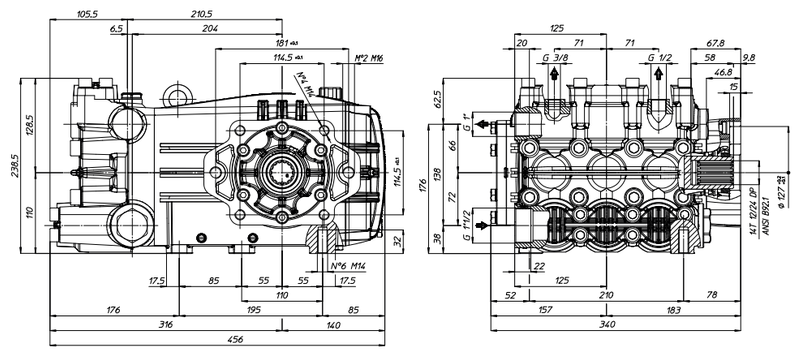

HX



RPM	CODICE *CODE*	MODELLO *MODEL*	PORTATA *FLOW*				PRESSIONE *PRESSURE*		POTENZA *POWER*		PESO *WEIGHT*	PRESA DI FORZA *SHAFT TYPE*
			NOM.									
			l/min	GPM	l/min	GPM	bar	PSI	HP	kW	Kg	
800	310500	HX-A 135/300 R	135.1	35.7	124.5	32.9	300	4350	95.8	71.4	162.0	R – Albero MASCHIO 80 mm DX *R – MALE Shaft 80 mm RIGHT*
	310400	HX-A 160/240 R	171.0	45.2	162.5	42.9	240	3480	100.0	74.5	162.0	
	310300	HX-A 200/200 R	211.1	55.8	206.0	54.4	200	2900	105.7	78.8	162.0	
	310200	HX-A 250/160 R	267.2	70.6	260.0	68.7	160	2320	106.8	79.6	162.0	
	310100	HX-A 310/130 R	330.0	87.2	323.3	85.4	130	1885	107.8	80.4	162.0	
	310000	HX-A 400/100 R	400.0	105.7	395.1	104.4	100	1450	101.3	75.5	162.0	

Tutti i modelli di POMPE sono disponibili con Presa di Forza Sinistra (L). Esempio : HX-A 135/300 L

All models of PUMPS are available with Left P.T.O. Shaf (L). Example : HX-A 135/300 L

Dimensioni d'ingombro (mm) - *Overall Dimensions (mm)*

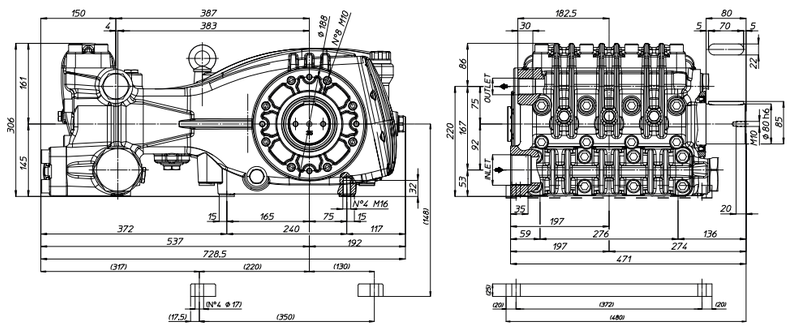

	INLET	OUTLET
135/300 R	G 2"	G 1"
160/240 R	G 2"	G 1"
200/200 R	G 2"	G 1"

	INLET	OUTLET
250/160 R	G 2" 1/2	G 1" 1/4
310/130 R	G 2" 1/2	G 1" 1/4
400/100 R	G 2" 1/2	G 1" 1/4

HXR



RPM	CODICE *CODE*	MODELLO *MODEL*	PORTATA *FLOW*				PRESSIONE *PRESSURE*		POTENZA *POWER*		PESO *WEIGHT*	PRESA DI FORZA *SHAFT TYPE*
			NOM.									
			l/min	GPM	l/min	GPM	bar	PSI	HP	kW	Kg	
1500	317600	HXR1-C 135/300 R	135.1	35.7	124.5	32.9	300	4350	95.8	71.4	181.0	R - Albero MASCHIO 50 mm DX *R - MALE Shaft 50 mm RIGHT*
	317300	HXR1-C 160/240 R	171.0	45.2	162.5	42.9	240	3480	100.0	74.5	181.0	
	317000	HXR1-C 200/200 R	211.1	55.8	206.0	54.4	200	2900	105.7	78.8	181.0	
	316700	HXR1-C 250/160 R	267.2	70.6	260.0	68.7	160	2320	106.8	79.6	181.0	
	316400	HXR1-C 310/130 R	330.0	87.2	323.3	85.4	130	1885	107.8	80.4	181.0	
	317900	HXR1-C 400/100 R	400.0	105.7	395.1	104.4	100	1450	101.3	75.5	181.0	
1800	317700	HXR1-D 135/300 R	135.1	35.7	124.5	32.9	300	4350	95.8	71.4	181.0	
	317400	HXR1-D 160/240 R	171.0	45.2	162.5	42.9	240	3480	100.0	74.5	181.0	
	317100	HXR1-D 200/200 R	211.1	55.8	206.0	54.4	200	2900	105.7	78.8	181.0	
	316800	HXR1-D 250/160 R	267.2	70.6	260.0	68.7	160	2320	106.8	79.6	181.0	
	316500	HXR1-D 310/130 R	330.0	87.2	323.3	85.4	130	1885	107.8	80.4	181.0	
	316200	HXR1-D 400/100 R	400.0	105.7	395.1	104.4	100	1450	101.3	75.5	181.0	
2200	317500	HXR1-M 135/300 R	135.1	35.7	124.5	32.9	300	4350	95.8	71.4	181.0	
	317200	HXR1-M 160/240 R	171.0	45.2	162.5	42.9	240	3480	100.0	74.5	181.0	
	316900	HXR1-M 200/200 R	211.1	55.8	206.0	54.4	200	2900	105.7	78.8	181.0	
	316600	HXR1-M 250/160 R	267.2	70.6	260.0	68.7	160	2320	106.8	79.6	181.0	
	316300	HXR1-M 310/130 R	330.0	87.2	323.3	85.4	130	1885	107.8	80.4	181.0	
	316000	HXR1-M 400/100 R	400.0	105.7	395.1	104.4	100	1450	101.3	75.5	181.0	

Tutti i modelli di POMPE sono disponibili con Presa di Forza Sinistra (L). Esempio : HXR1-C 135/300 L

All models of PUMPS are available with Left P.T.O. Shaft (L). Example : HXR1-C 135/300 L

Dimensioni d'ingombro (mm) - *Overall Dimensions (mm)*

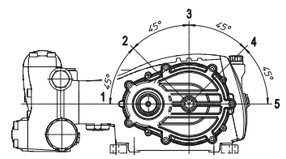

In base alle esigenze dell'istallatore, il Riduttore può essere installato nelle cinque posizioni 1,2,3,4,5 come illustrato.
Esempio d'ordine: HXR1-C 135/300 R diventa HXR2-C 135/300 R.
Per informazione su prezzi e codici per favore contattare l'azienda.

Depending on specific needs, the Gearbox can be mounted in five different Positions 1,2,3,4,5 as shown in the following picture.
For example: HXR1-C 135/300 R becomes HXR2-C 135/300 R.
For price and code information please contact us.

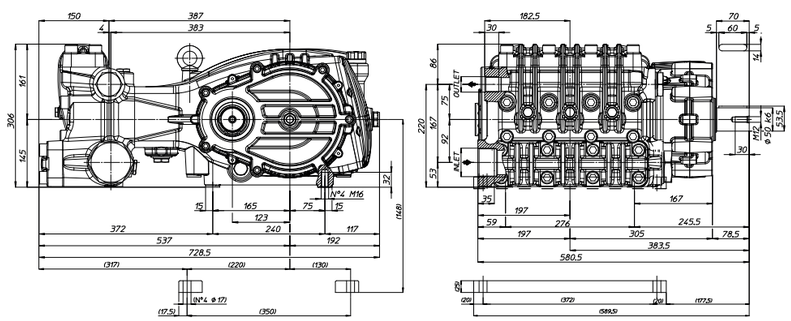

	INLET	OUTLET
135/300 R	G 2"	G 1"
160/240 R	G 2"	G 1"
200/200 R	G 2"	G 1"

	INLET	OUTLET
250/160 R	G 2"1/2	G 1"1/4
310/130 R	G 2"1/2	G 1"1/4
400/100 R	G 2"1/2	G 1"1/4

HXR MI



Cod. 6058A2 Sensore contagiri
Cod. 6058A2 Rev-counter sensor



RPM	CODICE *CODE*	MODELLO *MODEL*	PORTATA *FLOW* NOM. l/min	PORTATA *FLOW* NOM. GPM	PORTATA *FLOW* l/min	PORTATA *FLOW* GPM	PRESSIONE *PRESSURE* bar	PRESSIONE *PRESSURE* PSI	POTENZA *POWER* HP	POTENZA *POWER* kW	PESO *WEIGHT* Kg	PRESA DI FORZA *SHAFT TYPE*
1500	318500	HXR1-C 135/300 R MI	135.1	35.7	124.5	32.9	300	4350	95.8	71.4	181.0	R MI - Albero 14T 12/24 DP SAE C - DX *R MI - Shaft 14T 12/24 DP SAE C - RIGHT*
	318600	HXR1-C 160/240 R MI	171.0	45.2	162.5	42.9	240	3480	100.0	74.5	181.0	
	318700	HXR1-C 200/200 R MI	211.1	55.8	206.0	54.4	200	2900	105.7	78.8	181.0	
	318300	HXR1-C 250/160 R MI	267.2	70.6	260.0	68.7	160	2320	106.8	79.6	181.0	
	318800	HXR1-C 310/130 R MI	330.0	87.2	323.3	85.4	130	1885	107.8	80.4	181.0	
	318900	HXR1-C 400/100 R MI	400.0	105.7	395.1	104.4	100	1450	101.3	75.5	181.0	
1800	319000	HXR1-D 135/300 R MI	135.1	35.7	124.5	32.9	300	4350	95.8	71.4	181.0	
	319100	HXR1-D 160/240 R MI	171.0	45.2	162.5	42.9	240	3480	100.0	74.5	181.0	
	319200	HXR1-D 200/200 R MI	211.1	55.8	206.0	54.4	200	2900	105.7	78.8	181.0	
	318400	HXR1-D 250/160 R MI	267.2	70.6	260.0	68.7	160	2320	106.8	79.6	181.0	
	319300	HXR1-D 310/130 R MI	330.0	87.2	323.3	85.4	130	1885	107.8	80.4	181.0	
	319400	HXR1-D 400/100 R MI	400.0	105.7	395.1	104.4	100	1450	101.3	75.5	181.0	
2200	319500	HXR1-M 135/300 R MI	135.1	35.7	124.5	32.9	300	4350	95.8	71.4	181.0	
	319600	HXR1-M 160/240 R MI	171.0	45.2	162.5	42.9	240	3480	100.0	74.5	181.0	
	319700	HXR1-M 200/200 R MI	211.1	55.8	206.0	54.4	200	2900	105.7	78.8	181.0	
	319800	HXR1-M 250/160 R MI	267.2	70.6	260.0	68.7	160	2320	106.8	79.6	181.0	
	319900	HXR1-M 310/130 R MI	330.0	87.2	323.3	85.4	130	1885	107.8	80.4	181.0	
	315800	HXR1-M 400/100 R MI	400.0	105.7	395.1	104.4	100	1450	101.3	75.5	181.0	

Tutti i modelli di POMPE sono disponibili con Presa di Forza Sinistra (L). Esempio : HXR1-C 135/300 L MI
All models of PUMPS are available with Left P.T.O. Shaft (L). Example : HXR1-C 135/300 L MI

Dimensioni d'ingombro (mm) - *Overall Dimensions (mm)*

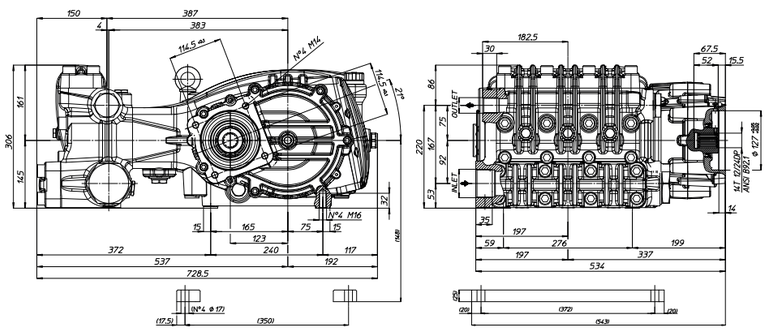

	INLET	OUTLET
135/300 R MI	G 2"	G 1"
1160/240 R MI	G 2"	G 1"
1200/200 R MI	G 2"	G 1"

	INLET	OUTLET
250/160 R MI	G 2"1/2	G 1"1/4
310/130 R MI	G 2"1/2	G 1"1/4
400/100 R MI	G 2"1/2	G 1"1/4

PS
AISI 316L



RPM	CODICE *CODE*	MODELLO *MODEL*	PORTATA *FLOW* l/min	PORTATA *FLOW* GPM	PRESSIONE *PRESSURE* bar	PRESSIONE *PRESSURE* PSI	POTENZA *POWER* HP	POTENZA *POWER* kW	PESO *WEIGHT* Kg	PRESA DI FORZA *SHAFT TYPE*
1450	270600	PSC 06/15 S	5.7	1.5	150	2175	2.2	1.6	6.1	S - Albero MASCHIO 24 mm DX *S - MALE Shaft 24 mm RIGHT*
	915800	PSC 11/15 S	11.0	2.9	150	2175	4.2	3.1	6.1	
	915900	PSC 13/15 S	13.0	3.4	150	2175	5.0	3.7	6.1	

Tutti i modelli di POMPE sono disponibili con Presa di Forza Sinistra (L). Esempio : PSC 06/15 S-L
All models of PUMPS are available with Left P.T.O. Shaft (L). Example : PSC 06/15 S-L

Dimensioni d'ingombro (mm) - *Overall Dimensions (mm)*

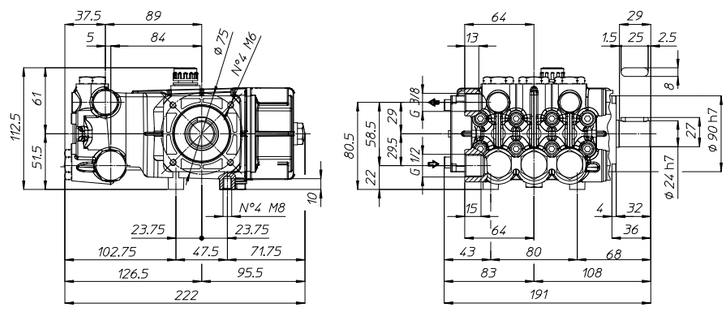

PS
AISI 316L



RPM	CODICE *CODE*	MODELLO *MODEL*	PORTATA *FLOW*		PRESSIONE *PRESSURE*		POTENZA *POWER*		PESO *WEIGHT*	PRESA DI FORZA *SHAFT TYPE*
			l/min	GPM	bar	PSI	HP	kW	Kg	
1750	700010	PSD 1.6/15 Z	6.2	1.6	100	1450	1.6	1.2	6.5	Z - Albero CAVO 5/8" DX *Z - HOLLOW Shaft 5/8" RIGHT*
	700011	PSD 2.4/15 Z	9.0	2.4	100	1450	2.4	1.8	6.5	
	700012	PSD 3.0/15 Z	11.5	3.0	100	1450	3.0	2.2	6.5	
	700013	PSD 3.6/15 Z	13.5	3.6	100	1450	3.4	2.5	6.5	
	700014	PSD 4.2/15 Z	16.0	4.2	100	1450	4.0	3.0	6.5	

Tutti i modelli di POMPE sono disponibili con Presa di Forza Sinistra (L). Esempio : PSD 1.6/15 Z-L
All models of PUMPS are available with Left P.T.O. Shaft (L). Example : PSD 1.6/15 Z-L

Dimensioni d'ingombro (mm) - *Overall Dimensions (mm)*

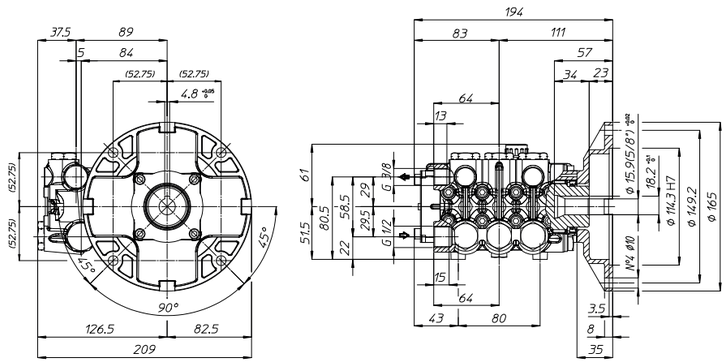

BS
AISI 316L

Tutti i modelli di Pompe della Serie BS sono disponibili con certificazione ATEX, su richiesta.
Upon request, all models of BS pumps series are available with ATEX certification.

Tutti I modelli di Pompe della Serie BS sono disponibili anche in versione Alta Temperatura (85° C).
All models of BS Pumps are also available with High Water Temperature (85° C) version.



RPM	CODICE *CODE*	MODELLO *MODEL*	PORTATA *FLOW*		PRESSIONE *PRESSURE*		POTENZA *POWER*		PESO *WEIGHT*	PRESA DI FORZA *SHAFT TYPE*
			l/min	GPM	bar	PSI	HP	kW	Kg	
1450	730004	BSC 15/20 S	15.0	4.0	200	2900	7.7	5.7	10.6	S - Albero MASCHIO 24 mm DX *S - MALE Shaft 24 mm RIGHT*
	730003	BSC 18/20 S	18.5	4.9	200	2900	9.5	7.1	10.6	
	730002	BSC 21/20 S	21.0	5.5	200	2900	10.8	8.1	10.6	

Tutti i modelli di POMPE sono disponibili con Presa di Forza Sinistra (L). Esempio : BSC 15/20 S-L
All models of PUMPS are available with Left P.T.O. Shaft (L). Example : BSC 15/20 S-L

Dimensioni d'ingombro (mm) - *Overall Dimensions (mm)*

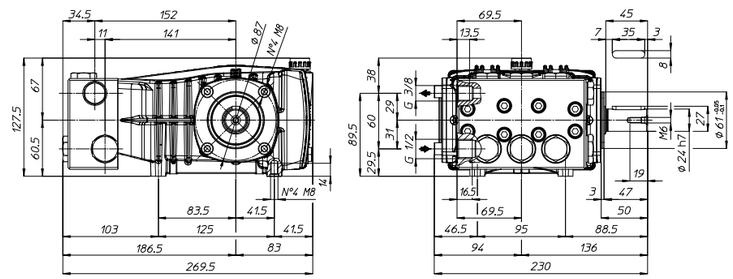

CS
AISI 316L



Tutti i modelli di Pompe della Serie CS sono disponibili con certificazione ATEX, su richiesta.

Upon request, all models of CS pumps series are available with ATEX certification.

Tutti I modelli di Pompe della Serie CS sono disponibili anche in versione Alta Temperatura (85° C).

All models of CS Pumps are also available with High Water Temperature (85° C) version.

RPM	CODICE *CODE*	MODELLO *MODEL*	PORTATA *FLOW*		PRESSIONE *PRESSURE*		POTENZA *POWER*		PESO *WEIGHT*	PRESA DI FORZA *SHAFT TYPE*
			l/min	GPM	bar	PSI	HP	kW	Kg	
1450	620000	CSC 27/20 S	27.0	7.1	200	2900	13.8	10.3	19.0	S - Albero MASCHIO 24 mm DX *S - MALE Shaft 24 mm RIGHT*
	620100	CSC 34/20 S	34.0	9.0	200	2900	17.4	13.0	19.0	
	620200	CSC 42/17 S	44.0	11.6	170	2465	19.2	14.3	19.4	
	620300	CSC 50/15 S	50.0	13.2	150	2175	19.2	14.3	19.4	

- Minimo 0.1 bar (145 PSI) di Pressione in Entrata / *Min. 0.1 bar (145 PSI) Inlet Pressure*

Tutti i modelli di POMPE sono disponibili con Presa di Forza Sinistra (L). Esempio : CSC 27/20 S-L

All models of PUMPS are available with Left P.T.O. Shaft (L). Example : CSC 27/20 S-L

Dimensioni d'ingombro (mm) - *Overall Dimensions (mm)*

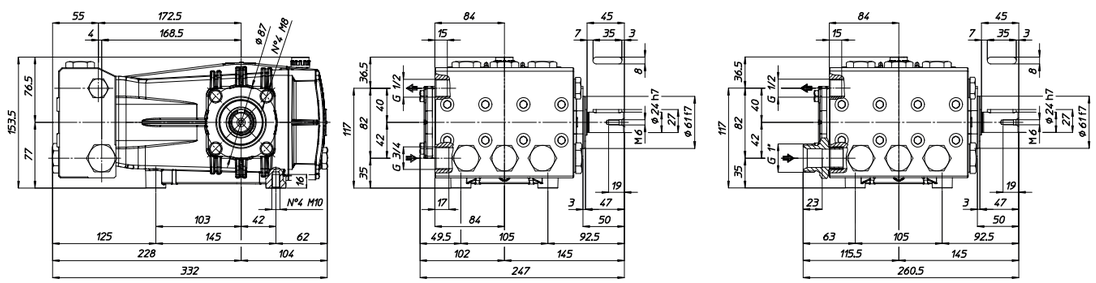

CSC 27/20 S
CSC 34/20 S

CSC 42/17 S
CSC 50/15 S

NKS
AISI 316L



RPM	CODICE *CODE*	MODELLO *MODEL*	PORTATA *FLOW*				PRESSIONE *PRESSURE*		POTENZA *POWER*		PESO *WEIGHT*	PRESA DI FORZA *SHAFT TYPE*
			NOM.									
			l/min	GPM	l/min	GPM	bar	PSI	HP	kW	Kg	
1450	876300	NKS-C 75/170 R	80.4	21.2	75.1	19.9	170	2465	32.8	24.4	30.0	R - Albero MASCHIO 30 mm DX *R - MALE Shaft 30 mm RIGHT*
	876400	NKS-C 85/170 R	91.1	24.1	85.2	22.5	170	2465	37.1	27.7	30.0	
	876500	NKS-C 100/150 R	104.5	27.6	100.0	26.4	150	2175	38.4	28.6	30.0	

Tutti i modelli di POMPE sono disponibili con Presa di Forza Sinistra (L). Esempio : NKS-C 75/170 L

All models of PUMPS are available with Left P.T.O. Shaft (L). Example : NKS-C 75/170 L

Dimensioni d'ingombro (mm) - *Overall Dimensions (mm)*

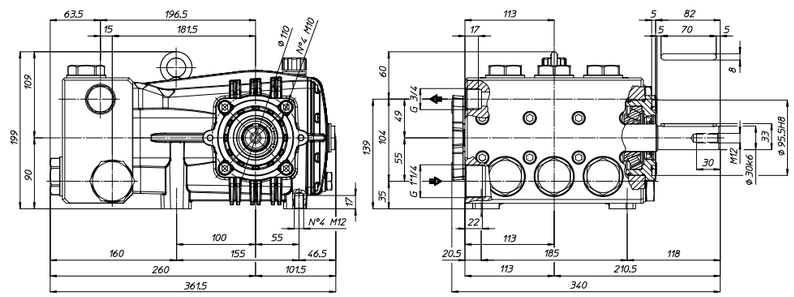

NKS
AISI 316L



RPM	CODICE *CODE*	MODELLO *MODEL*	PORTATA *FLOW* NOM. l/min	PORTATA *FLOW* NOM. GPM	PORTATA *FLOW* l/min	PORTATA *FLOW* GPM	PRESSIONE *PRESSURE* bar	PRESSIONE *PRESSURE* PSI	POTENZA *POWER* HP	POTENZA *POWER* kW	PESO *WEIGHT* Kg	PRESA DI FORZA *SHAFT TYPE*
1000	**872100**	**NKS-B 100/100 R**	103.8	27.4	99.2	26.2	100	1450	25.4	19.0	36.1	R – Albero MASCHIO 30 mm DX *R – MALE Shaft 30 mm RIGHT*
1450	**879900**	**NKS-C 145/100 R**	150.5	39.8	143.0	37.8	100	1450	36.7	27.3	36.1	

Tutti i modelli di POMPE sono disponibili con Presa di Forza Sinistra (L). Esempio : NKS-B 100/100 L

All models of PUMPS are available with Left P.T.O. Shaft (L). Example : NKS-B 100/100 L

Dimensioni d'ingombro (mm) - *Overall Dimensions (mm)*

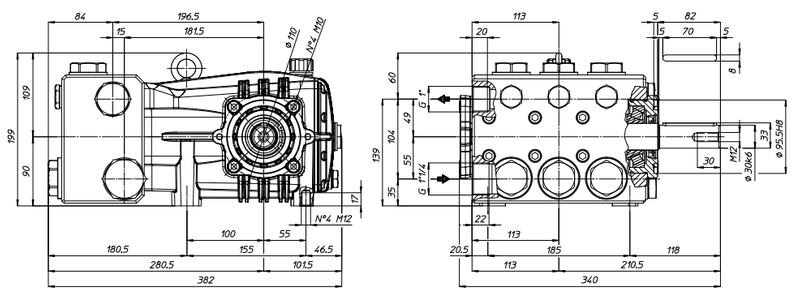

VXS
AISI 316L



RPM	CODICE *CODE*	MODELLO *MODEL*	PORTATA *FLOW* NOM. l/min	PORTATA *FLOW* NOM. GPM	PORTATA *FLOW* l/min	PORTATA *FLOW* GPM	PRESSIONE *PRESSURE* bar	PRESSIONE *PRESSURE* PSI	POTENZA *POWER* HP	POTENZA *POWER* kW	PESO *WEIGHT* Kg	PRESA DI FORZA *SHAFT TYPE*
1000	**818800**	**VXS-B 100/200 R**	101.3	26.8	98.0	25.9	200	2900	50.3	37.5	68.0	R – Albero MASCHIO 35 mm DX *R – MALE Shaft 35 mm RIGHT*
	818900	**VXS-B 130/160 R**	128.3	33.9	124.0	32.8	160	2320	50.9	38.0	68.0	
	819000	**VXS-B 160/130 R**	158.3	41.8	155.0	41.0	130	1885	51.7	38.6	68.0	

Tutti i modelli di POMPE sono disponibili con Presa di Forza Sinistra (L). Esempio : VXS-B 100/200 L

All models of PUMPS are available with Left P.T.O. Shaft (L). Example : VXS-B 100/200 L

Dimensioni d'ingombro (mm) - *Overall Dimensions (mm)*

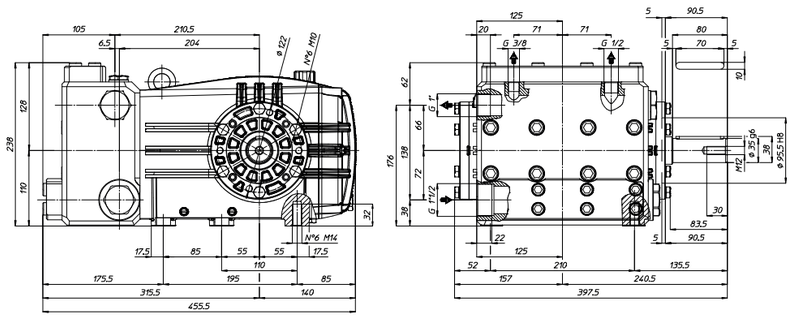

BCW
CAR WASH



RPM	CODICE *CODE*	MODELLO *MODEL*	PORTATA *FLOW* NOM. l/min	PORTATA *FLOW* NOM. GPM	PRESSIONE *PRESSURE* bar	PRESSIONE *PRESSURE* PSI	POTENZA *POWER* HP	POTENZA *POWER* kW	PESO *WEIGHT* Kg	PRESA DI FORZA *SHAFT TYPE*
1450	426900	BCWC 13/20 S	13.0	3.4	200	2900	6.7	5.0	9.5	S - Albero MASCHIO 24 mm DX *S - MALE Shaft 24 mm RIGHT*
	428200	BCWC 15/20 S	15.0	4.0	200	2900	7.7	5.7	9.5	
	428300	BCWC 18/20 S	18.5	4.9	200	2900	9.5	7.1	9.5	
	428400	BCWC 21/20 S	21.0	5.5	200	2900	10.8	8.1	9.5	

Tutti i modelli di POMPE sono disponibili con Presa di Forza Sinistra (L). Esempio : BCWC 13/20 S-L

All models of PUMPS are available with Left P.T.O. Shaft (L). Example : BCWC 13/20 S-L

Dimensioni d'ingombro (mm) - *Overall Dimensions (mm)*

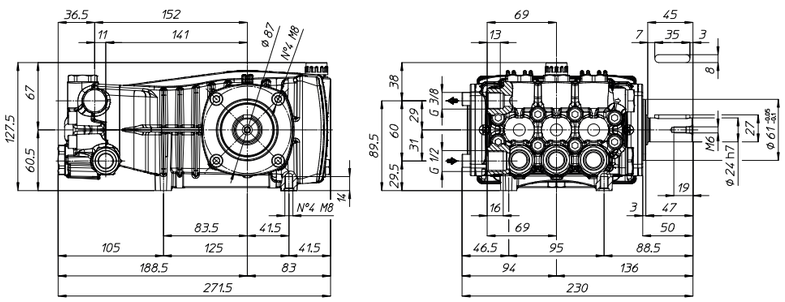

PKWT
HIGH WATER TEMPERATURE 85°C



RPM	CODICE *CODE*	MODELLO *MODEL*	PORTATA *FLOW* l/min	PORTATA *FLOW* GPM	PRESSIONE *PRESSURE* bar	PRESSIONE *PRESSURE* PSI	POTENZA *POWER* HP	POTENZA *POWER* kW	PESO *WEIGHT* Kg	PRESA DI FORZA *SHAFT TYPE*
1450	270300	PKWTC 11/15 S	11.0	2.9	150	2175	4.2	3.1	6.4	S - Albero MASCHIO 24 mm DX *S - MALE Shaft 24 mm RIGHT*
	270200	PKWTC 13/15 S	13.0	3.4	150	2175	5.0	3.7	6.4	

Tutti i modelli di POMPE sono disponibili con Presa di Forza Sinistra (L). Esempio : PKWTC 11/15 S-L

All models of PUMPS are available with Left P.T.O. Shaft (L). Example : PKWTC 11/15 S-L

Dimensioni d'ingombro (mm) - *Overall Dimensions (mm)*

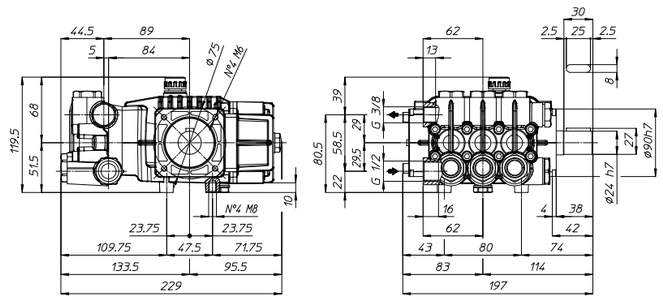

BWT

HIGH WATER TEMPERATURE 85°C

Tutti i modelli di Pompe della Serie BWT sono disponibili con certificazione ATEX, su richiesta.

Upon request, all models of BWT pumps series are available with ATEX certification.



RPM	CODICE *CODE*	MODELLO *MODEL*	PORTATA *FLOW*		PRESSIONE *PRESSURE*		POTENZA *POWER*		PESO *WEIGHT*	PRESA DI FORZA *SHAFT TYPE*
			l/min	GPM	bar	PSI	HP	kW	Kg	
1450	429700	BWTC 15/20 S	15.0	4.0	200	2900	7.7	5.7	9.4	S - Albero MASCHIO 24 mm DX *S - MALE Shaft 24 mm RIGHT*
	429600	BWTC 18/20 S	18.5	4.9	200	2900	9.5	7.1	9.4	
	429500	BWTC 21/20 S	21.0	5.5	200	2900	10.8	8.1	9.4	

Tutti i modelli di POMPE sono disponibili con Presa di Forza Sinistra (L). Esempio : BWTC 15/20 S-L

All models of PUMPS are available with Left P.T.O. Shaft (L). Example : BWTC 15/20 S-L

Dimensioni d'ingombro (mm) - *Overall Dimensions (mm)*

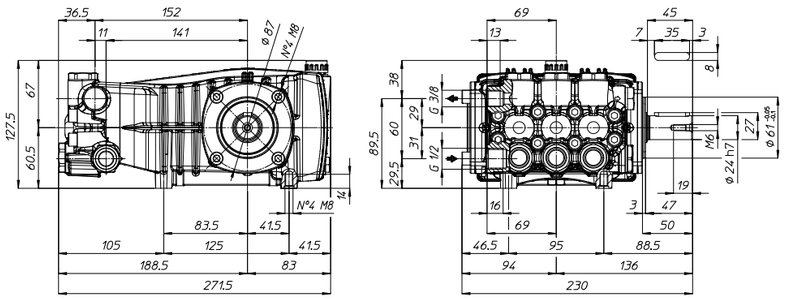

CWT

HIGH WATER TEMPERATURE 85°C

Tutti i modelli di Pompe della Serie CWT sono disponibili con certificazione ATEX, su richiesta.

Upon request, all models of CWT pumps series are available with ATEX certification.



RPM	CODICE *CODE*	MODELLO *MODEL*	PORTATA *FLOW*		PRESSIONE *PRESSURE*		POTENZA *POWER*		PESO *WEIGHT*	PRESA DI FORZA *SHAFT TYPE*
			l/min	GPM	bar	PSI	HP	kW	Kg	
1450	904500	CWTC 27/20 S	27.0	7.1	200	2900	13.8	10.3	15.8	S - Albero MASCHIO 24 mm DX *S - MALE Shaft 24 mm RIGHT*
	904400	CWTC 34/20 S	34.0	9.0	200	2900	17.4	13.0	15.8	

Tutti i modelli di POMPE sono disponibili con Presa di Forza Sinistra (L). Esempio : CWTC 27/20 S-L

All models of PUMPS are available with Left P.T.O. Shaft (L). Example : CWTC 27/20 S-L

Dimensioni d'ingombro (mm) - *Overall Dimensions (mm)*

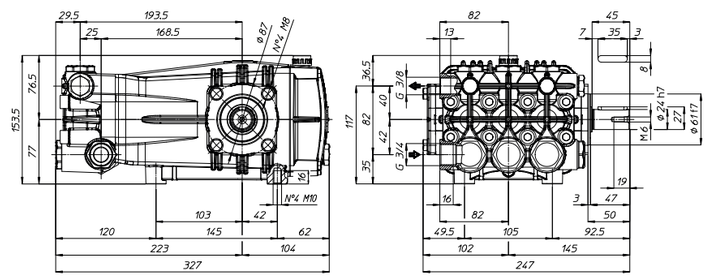

CWT

HIGH WATER TEMPERATURE 85°C

Tutti i modelli di Pompe della Serie CWT sono disponibili con certificazione ATEX, su richiesta.

Upon request, all models of CWT pumps series are available with ATEX certification.



RPM	CODICE *CODE*	MODELLO *MODEL*	PORTATA *FLOW*		PRESSIONE *PRESSURE*		POTENZA *POWER*		PESO *WEIGHT*	PRESA DI FORZA *SHAFT TYPE*
			l/min	GPM	bar	PSI	HP	kW	Kg	
1450	904600	CWTC 42/17 S	44.0	11.6	170	2465	19.2	14.3	15.8	S - Albero MASCHIO 24 mm DX *S - MALE Shaft 24 mm RIGHT*
	904700	• CWTC 50/15 S	50.0	13.2	150	2175	19.2	14.3	15.8	

• Minimo 0.1 bar (145 PSI) di Pressione in Entrata / Min. 0.1 bar (145 PSI) Inlet Pressure

Tutti i modelli di POMPE sono disponibili con Presa di Forza Sinistra (L). Esempio : CWTC 42/17 S-L

All models of PUMPS are available with Left P.T.O. Shaft (L). Example : CWTC 42/17 S-L

Dimensioni d'ingombro (mm) - *Overall Dimensions (mm)*

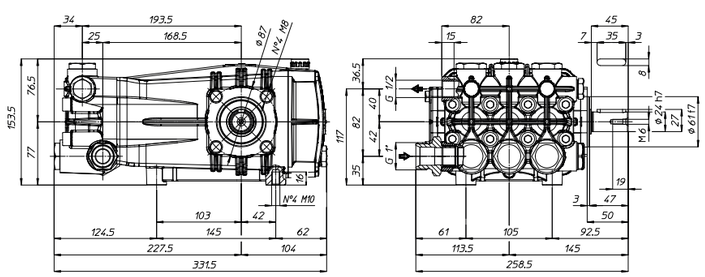

CWT

HIGH WATER TEMPERATURE 85°C

Tutti i modelli di Pompe della Serie CWT sono disponibili con certificazione ATEX, su richiesta.

Upon request, all models of CWT pumps series are available with ATEX certification.



RPM	CODICE *CODE*	MODELLO *MODEL*	PORTATA *FLOW*		PRESSIONE *PRESSURE*		POTENZA *POWER*		PESO *WEIGHT*	PRESA DI FORZA *SHAFT TYPE*
			l/min	GPM	bar	PSI	HP	kW	Kg	
1450	740009	• CWTC 70/15 S	70.0	18.5	150	2175	26.9	20.1	17.5	S - Albero MASCHIO 24 mm DX *S - MALE Shaft 24 mm RIGHT*

• Minimo 0.1 bar (145 PSI) di Pressione in Entrata / Min. 0.1 bar (145 PSI) Inlet Pressure

Tutti i modelli di POMPE sono disponibili con Presa di Forza Sinistra (L). Esempio : CWTC 70/15 S-L

All models of PUMPS are available with Left P.T.O. Shaft (L). Example : CWTC 70/15 S-L

Dimensioni d'ingombro (mm) - *Overall Dimensions (mm)*

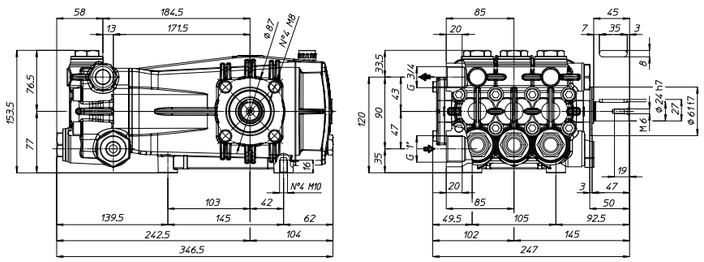



RPM	CODICE *CODE*	MODELLO *MODEL*	PORTATA *FLOW*		PRESSIONE *PRESSURE*		POTENZA *POWER*		VOLTAGGIO *VOLTAGE*	ACCOPPIAMENTO *COUPLING*
			l/min	GPM	bar	PSI	HP	kW	Volt	
1450	497700	ED-PNC 11/11 S	11.0	2.9	110	1595	3.0	2.2	230	DIRETTO *DIRECT*
	498000	ED-PNC 11/11 S	11.0	2.9	110	1595	3.0	2.2	230 - 400	
	497900	ED-PNC 13/12 S	13.0	3.4	120	1740	4.0	3.0	230 - 400	
	260300	ED-PKC 15/15 S	15.0	4.0	150	2175	5.5	4.1	230 - 400	
	970900	ED-BC 15/15 S	15.0	4.0	150	2175	5.5	4.1	230 - 400	
	970600	ED-BC 15/20 S	15.0	4.0	200	2900	7.5	5.6	230 - 400	
	264900	ED-BC 21/15 S	21.0	5.5	140	2030	7.5	5.6	230 - 400	
	970800	ED-CC 26/20 S	26.0	6.9	150	2175	10.0	7.5	230 - 400	
	264000	ED-CC 30/20 S	30.0	7.9	200	2900	15.0	11.2	400 - 690	
	971000	ED-CC 38/17 S	38.0	10.0	170	2465	15.0	11.2	400 - 690	
	971100	ED-CKC 21/30 S	21.0	5.5	300	4350	15.0	11.2	400 - 690	



RPM	CODICE *CODE*	MODELLO *MODEL*	PORTATA *FLOW*		PRESSIONE *PRESSURE*		POTENZA *POWER*		VOLTAGGIO *VOLTAGE*	ACCOPPIAMENTO *COUPLING*
			l/min	GPM	bar	PSI	HP	kW	Volt	
1450	264100	EF-CC 30/20 S	30.0	7.9	200	2900	15.0	11.2	400 - 690	FLANGIA + GIUNTO ELASTICO *FLANGE + FLEXIBLE COUPLING*
	970700	EF-CC 38/17 S	38.0	10.0	170	2465	15.0	11.2	400 - 690	
	971300	EF-CKC 17/36 S	17.0	4.5	350	5075	15.0	11.2	400 - 690	
	971200	EF-CKC 21/30 S	21.0	5.5	300	4350	15.0	11.2	400 - 690	
	971400	EF-CKC 21/36 S	21.0	5.5	350	5075	20.0	15.0	400 - 690	
	264300	EF-CHC 16/50 S	16.0	4.2	500	7250	20.0	15.0	400 - 690	

TIPI MOTORE *MOTOR TYPE*	CODICE *CODE*	MODELLO *MODEL*	PORTATA *FLOW*		PRESSIONE *PRESSURE*		POTENZA *POWER*		ACCOPPIAMENTO *COUPLING*
			l/min	GPM	bar	PSI	HP	kW	
Honda	464800	MD-PNL 3.0/20 T	11.4	3.0	140	2030	5.5	4.1	DIRETTO *DIRECT*
Briggs & Stratton	464700	MD-PNL 3.0/20 T	11.4	3.0	140	2030	5.0	3.7	

TIPI MOTORE *MOTOR TYPE*	CODICE *CODE*	MODELLO *MODEL*	PORTATA *FLOW*		PRESSIONE *PRESSURE*		POTENZA *POWER*		ACCOPPIAMENTO *COUPLING*
			l/min	GPM	bar	PSI	HP	kW	
Honda	473100	MR-BC 15/15 S	15.0	4.0	150	2175	8.0	6.0	ACCOPPIAMENTO CON RIDUTTORE *GEAR BOX COUPLING*
Briggs & Stratton	473200	MR-BC 15/15 S	15.0	4.0	150	2175	9.0	6.8	
Honda	473300	MR-BC 15/20 S	15.0	4.0	200	2900	11.0	8.2	
Briggs & Stratton	473400	MR-BC 15/20 S	15.0	4.0	200	2900	11.0	8.2	
Briggs & Stratton	473500	MR-CC 26/20 S	26.0	6.9	200	2900	16.0	11.9	



RPM	CODICE *CODE*	MODELLO *MODEL*	PORTATA *FLOW*		PRESSIONE *PRESSURE*		POTENZA *POWER*		TIPO MOTORE IDRAULICO *HYDRAULIC MOTOR TYPE*	PRESSIONE IMPIANTO OLIO *OIL PRESSURE REQUIRED*		CONSUMO OLIO *OIL FLOW REQUIRED*	
			l/min	GPM	bar	PSI	HP	kW		bar	PSI	l/min	GPM
1750	**780500**	HYP-PND 4.0/20 T + HGM 11.2	15.0	4.0	140	2030	5.4	4.0	GEAR 11.2 cc - SAE "A"	135	1960	19.6	5.2
1450	**787600**	HYP-BC 15/20 T MI + HGM 25	15.0	4.0	200	2900	7.7	5.7	GEAR 25 cc - SAE "A"	105	1525	39.9	10.5
1450	**787900**	HYP-CC 30/20 T MI + HGM 31.5	30.0	7.9	200	2900	15.4	11.5	GEAR 31.5 cc - SAE "A"	170	2465	49.9	13.2



RPM	CODICE *CODE*	MODELLO *MODEL*	PORTATA *FLOW*		PRESSIONE *PRESSURE*		POTENZA *POWER*		TIPO MOTORE IDRAULICO *HYDRAULIC MOTOR TYPE*	PRESSIONE IMPIANTO OLIO *OIL PRESSURE REQUIRED*		CONSUMO OLIO *OIL FLOW REQUIRED*	
			l/min	GPM	bar	PSI	HP	kW		bar	PSI	l/min	GPM
1450	**787000**	HYP-MI-CKC 50/20 S + HGM 51	50.0	13.2	200	2900	25.6	19.1	GEAR 51 cc - SAE "B"	180	2610	75.1	19.8

Tutti i modelli di Pompe Serie B – BS - BCW - BWT - BK - C - CS - CWT - CK - CX - CH possono essere forniti con Motore Idraulico, accoppiati tra loro mediante Flangia e Giunto.
All B – BS - BCW - BWT - BK - C - CS - CWT - CK - CX - CH Pump Models are available with Hydraulic Motor, coupled through Bell housing and Coupling.





RPM	CODICE *CODE*	MODELLO *MODEL*	PORTATA *FLOW*		PRESSIONE *PRESSURE*		POTENZA *POWER*		TIPO MOTORE IDRAULICO *HYDRAULIC MOTOR TYPE*	PRESSIONE IMPIANTO OLIO *OIL PRESSURE REQUIRED*		CONSUMO OLIO *OIL FLOW REQUIRED*	
			l/min	GPM	bar	PSI	HP	kW		bar	PSI	l/min	GPM
1450	**920034**	HYP-NK-C 75/170 R MI + HGM 73	75.1	19.9	170	2465	32.8	24.4	GEAR 73 CC - SAE "B"	140	2030	111.5	29.4
1450	**920067**	HYP-NK-C 100/150 R MI + HPM 47	100.0	26.4	150	2175	38.4	28.6	PISTON 47 CC - SAE "B"	266	3875	70.3	18.6
1450	**920068**	HYP-NK-C 145/100 R MI + HPM 64	143.0	37.8	100	1450	36.7	27.3	PISTON 64 CC - SAE "B"	183	2654	95.7	25.3

Su richiesta, disponibili altri modelli NK con Motore Idraulico.
More NK models with Hydraulic Motor, available on request.

Gruppi Pompa con Motore Idraulico *Hydraulic Pump Units*





RPM	CODICE *CODE*	MODELLO *MODEL*	PORTATA *FLOW*		PRESSIONE *PRESSURE*		POTENZA *POWER*		TIPO MOTORE IDRAULICO *HYDRAULIC MOTOR TYPE*	PRESSIONE IMPIANTO OLIO *OIL PRESSURE REQUIRED*		CONSUMO OLIO *OIL FLOW REQUIRED*	
			l/min	GPM	bar	PSI	HP	kW		bar	PSI	l/min	GPM
1000	**920043**	HYP-VX-B 100/200 R MI + HPM 108	98.0	25.9	200	2900	50.3	37.5	PISTON 108 cc - SAE "C"	219	3181	110.6	29.2
1000	**920044**	HYP-VX-B 130/160 R MI + HGM 109	125.0	33.0	160	2320	51.3	38.3	GEAR 109 cc - SAE "C"	222	3225	117.8	31.1
1000	**920047**	HYP-VX-B 160/130 R MI + HPM 84	157.0	41.5	130	1885	52.3	39.0	PISTON 84 cc - SAE "C"	300	4348	86.8	22.9

Su richiesta, disponibili altri modelli VX con Motore Idraulico.
More VX models with Hydraulic Motor, available on request.





RPM	CODICE *CODE*	MODELLO *MODEL*	PORTATA *FLOW*		PRESSIONE *PRESSURE*		POTENZA *POWER*		TIPO MOTORE IDRAULICO *HYDRAULIC MOTOR TYPE*	PRESSIONE IMPIANTO OLIO *OIL PRESSURE REQUIRED*		CONSUMO OLIO *OIL FLOW REQUIRED*	
			l/min	GPM	bar	PSI	HP	kW		bar	PSI	l/min	GPM
1000	**920058**	HYP-VXX-B 130/220 R MI + HGM 109	125.0	33.0	165	2393	52.9	39.4	GEAR 109 cc - SAE "C"	229	3319	118.1	31.2
1000	**422912**	HYP-VXX-B 200/150 R MI+HPM 130	199.0	52.6	135	1957	68.9	51.3	PISTON 130 cc - SAE "C"	254	3686	132.5	35.0
1200	**920063**	HYP-VXX-F 230/140 R MI+HPM 108	226.0	59.7	140	2030	81.1	60.5	PISTON 108 cc - SAE "C"	292	4239	132.9	35.1

Su richiesta, disponibili altri modelli VXX con Motore Idraulico.
More VXX models with Hydraulic Motor, available on request.

RPM	CODICE *CODE*	MODELLO *MODEL*	PORTATA *FLOW*		PRESSIONE *PRESSURE*		POTENZA *POWER*		TIPO MOTORE IDRAULICO *HYDRAULIC MOTOR TYPE*	PRESSIONE IMPIANTO OLIO *OIL PRESSURE REQUIRED*		CONSUMO OLIO *OIL FLOW REQUIRED*	
			l/min	GPM	bar	PSI	HP	kW		bar	PSI	l/min	GPM
1500	**920064**	HYP-HXR1-C 135/300 R MI + HGM 109	124.5	32.9	245	3553	78.2	58.3	GEAR 109 cc - SAE "C"	229	3325	174.4	46.1
1500	**920065**	HYP-HXR1-C 250/160 R MI + HPM 108	260.0	68.7	160	2320	106.8	79.6	PISTON 108 cc - SAE "C"	310	4496	165.7	43.8
1500	**920066**	HYP-HXR1-D 400/100 R MI + HPM 130	395.1	104.4	100	1450	101.3	75.5	PISTON 130 cc - SAE "C"	237	3437	201.0	53.1

Su richiesta, disponibili altri modelli HXR1 con Motore Idraulico.
More HXR1 models with Hydraulic Motor, available on request.

RIDUTTORI
GEAR BOXES

ACCOPPIAMENTI
MOUNTING OPTIONS

VALVOLE DI REGOLAZIONE
PRESSURE REGULATORS

VALVOLE DI MASSIMA
RELIEF VALVES

ACCESSORI
ACCESSORIES

RIDUTTORI PER MOTORI A SCOPPIO
GEAR BOXES FOR GASOLINE /DIESEL ENGINES

CODICE *CODE*	MODELLO *MODEL*	POMPE SERIE *PUMP SERIES*	POTENZA MAX *MAX POWER*		RAPPORTO RIDUZIONE *REDUCTION RATIO*	QUANTITÁ OLIO *OIL QUANTITY*	ALBERO MOTORE *ENGINE SHAFT*	
			HP	kW		L.	mm	In.
5055E7	RP 123	PN - PS	6.0	4.5	2,3 : 1	0.22	19.05	3/4"
5037C1	SI 123	PK - PKWT	6.0	4.5	2,3 : 1	0.22	19.05	3/4"

CODICE *CODE*	MODELLO *MODEL*	POMPE SERIE *PUMP SERIES*	POTENZA MAX *MAX POWER*		RAPPORTO RIDUZIONE *REDUCTION RATIO*	QUANTITÁ OLIO *OIL QUANTITY*	ALBERO MOTORE *ENGINE SHAFT*	
			HP	kW		L.	mm	In.
5119L2	RC 122K25	B - BS - BCW - BWT - BK - C - CH - CS - CWT - CK	22.0	16.4	2,176 : 1	0.32	25.0	0.98"
5119H3	RC 122K/1"	B - BS - BCW- BWT - BK - C - CH - CS - CWT - CK	22.0	16.4	2,176 : 1	0.32	25.4	1"
5119H2	RC 122K/1"1/8	B - BS - BCW - BWT - BK - C - CH - CS - CWT - CK - CX	22.0	16.4	2,176 : 1	0.32	28.6	1"1/8
5120H2	RC 122X/1"1/8	B - BS - BCW - BWT - BK - C - CH - CS - CWT - CK - CX	31.0	23.0	2,176 : 1	0.32	28.6	1"1/8

CODICE *CODE*	MODELLO *MODEL*	POMPE SERIE *PUMP SERIES*	POTENZA MAX *MAX POWER*		RAPPORTO RIDUZIONE *REDUCTION RATIO*	QUANTITÁ OLIO *OIL QUANTITY*	ALBERO MOTORE *ENGINE SHAFT*	
			HP	kW		L.	mm	In.
5122G8	RNK 122 1"1/8 KH Kohler	NK - NKS - NH	40.0	30	2,176 : 1	0.45	28.6	1"1/8
5121G8	RNK 122 1"1/8 Briggs & Stratton / Honda	NK - NKS - NH	40.0	30	2,176 : 1	0.45	28.6	1"1/8
5122G9	RNK 122 1"7/16 KH Kohler	NK - NKS - NH	40.0	30	2,176 : 1	0.45	36.5	1"7/16
5121G9	RNK 122 1"7/16 Briggs & Stratton / Honda	NK - NKS - NH	40.0	30	2,176 : 1	0.45	36.5	1"7/16

CODICE *CODE*	MODELLO *MODEL*	POMPE SERIE *PUMP SERIES*	POTENZA MAX *MAX POWER*		RAPPORTO RIDUZIONE *REDUCTION RATIO*	QUANTITÁ OLIO *OIL QUANTITY*	ALBERO MOTORE *ENGINE SHAFT*	
			HP	kW		L.	mm	In.
510006	S164 - G62	GAMMA 62 TS GR	16.0	12.0	6,4 : 1	0.51	25.4	1"

RIDUTTORI PER MOTORI A SCOPPIO
GEAR BOXES FOR GASOLINE /DIESEL ENGINES

CODICE *CODE*	MODELLO *MODEL*	POMPE SERIE *PUMP SERIES*	POTENZA MAX *MAX POWER*		RAPPORTO RIDUZIONE *REDUCTION RATIO*	QUANTITÁ OLIO *OIL QUANTITY*	ALBERO MOTORE *ENGINE SHAFT*	
			HP	kW		L.	mm	In.
5117H2	RV 115-35	PENTA - VX - VH - VY	60.0	44.8	1,48 : 1	0.6	40.0	1.57"
5117H3	RV 118-35	PENTA - VX - VH - VY	60.0	44.8	1,82 : 1	0.6	40.0	1.57"
5117H4	RV 122-35	PENTA - VX - VH - VY	60.0	44.8	2,21 : 1	0.6	40.0	1.57"
5117H5	RV 115-40	VXX	75.0	56.0	1,48 : 1	0.6	40.0	1.57"
5117H6	RV 118-40	VXX	75.0	56.0	1,82 : 1	0.6	40.0	1.57"
5117H7	RV 122-40	VXX	75.0	56.0	2,21 : 1	0.6	40.0	1.57"

MOLTIPLICATORI PER P.D.F. TRATTORE
P.T.O. MULTIPLIER GEAR BOXES

CODICE *CODE*	MODELLO *MODEL*	POMPE SERIE *PUMP SERIES*	POTENZA MAX *MAX POWER*		RAPPORTO RIDUZIONE *REDUCTION RATIO*	QUANTITÁ OLIO *OIL QUANTITY*	ALBERO MOTORE *ENGINE SHAFT*
			HP	kW		L.	
5102G2	MTP 125	C - CS - CW - CK - CX - CH	27.0	20.0	1 : 2,5	0.35	Scanatalo / Splined 1"3/8 SAE A DIN 9611A

GIUNTI ELASTICI
FLEXIBLE COUPLINGS



CODICE *CODE*	MODELLO *MODEL*	POMPE SERIE *PUMP SERIES*	POTENZA MAX *MAX POWER*		ALBERO MOTORE *ENGINE SHAFT*		DESCRIZIONE *DESCRIPTION*
			HP	kW	mm	In.	
063225	J10-D24X24	PN-PS	2	1,5	24	0.944"	Giunto Elastico 2HP 24x24 Flexible Coupling 2HP 24x28
063228	J15-24X28	PN -PS - B - BS - BCW - BWT - BK - C - CS - CWT - CK - CX - CH	5	4	28	1.102"	Giunto Elastico 5HP 24x28 Flexible Coupling 5HP 24x28
063248	J15-24X28 - PK	PK	5	4	28	1.102"	Giunto Elastico 5HP 24x28 Flexible Coupling 5HP 24x28
063229	J15-24X1"1/8	B - BS - BCW - BWT - BK - C - CS - CWT - CK - CX - CH	7	5,5	28.6	1"1/8	Giunto Elastico 7HP 24x1"1/8 Flexible Coupling 15HP 24x1"1/8
063230	J15-24X1"3/8	C - CS - CWT - CK - CX - CH	15	11	34.9	1"3/8	Giunto Elastico 15HP 24x1"3/8 Flexible Coupling 15HP 24x1"3/8
063227	J15-24X38	B - BS - BCW - BWT - BK - C - CS - CWT - CK - CX - CH	10	7,5	38	1.496"	Giunto Elastico 10HP 24x38 Flexible Coupling 10HP 24x38
063231	J20-24X42	C - CS - CWT - CK - CX - CH	20	15	42	1.653"	Giunto Elastico 20HP 24x42 Flexible Coupling 20HP 24x42
063236	J30-24X48	C - CS - CWT - CK - CX - CH	30	22	48	1.890"	Giunto Elastico 30HP 24x48 Flexible Coupling 30HP 24x48
063255	J20-30X42	NK - NKS - NH	20	15	42	1.653"	Giunto Elastico 20HP 30x42 Flexible Coupling 20HP 30x42
063256	J40-30X48	PENTA - VX - VY	30	22	48	1.890"	Giunto Elastico 30HP 30x48 Flexible Coupling 30HP 35x48
063257	J50-30X55	NK - NKS - NH	50	37	55	2.165"	Giunto Elastico 50HP 30x55 Flexible Coupling 50HP 30x55
063245	J40-35X48	PENTA - VX - VXS - VH - VY	30	22	48	1.890"	Giunto Elastico 30HP 35x48 Flexible Coupling 30HP 35x48
063247	J50-35X55	PENTA - VX - VXS - VH - VY	50	37	55	2.165"	Giunto Elastico 50HP 35x55 Flexible Coupling 50HP 35x55

ACCOPPIAMENTI DISPONIBILI PER MOTORI ELETTRICI

CODICE *CODE*	MODELLO *MODEL*	POMPE SERIE *PUMP SERIES*	POTENZA MAX *MAX POWER*		ALBERO MOTORE *ENGINE SHAFT*		DESCRIZIONE *DESCRIPTION*
			HP	kW	mm	In.	
052027	P04	PN - PS	2	1,5	24	0,944"	Flangiatura per Motori Elettrici B3/B14 IEC 90 *Flange for B3/B14 Electric Motor IEC 90*
052005	P05	PN - PS	5	4	28	1.102"	Flangiatura per Motori Elettrici B3/B14 IEC 100/112 *Flange for B3/B14 Electric Motor IEC 100/112*
052032	PK08	PK - PKWT	5	4	28	1.102"	Flangiatura per Motori Elettrici B3/B14 IEC 100/112 *Flange for B3/B14 Electric Motor IEC 100/112*
052009	BC04	B - BS - BCW - BWT - BK - C - CS - CWT - CK - CX - CH	5	4	28	1.102"	Flangiatura per Motori Elettrici B3/B14 IEC 100/112 *Flange for B3/B14 Electric Motor IEC 100/112*
052010	BC05	B - BS - BCW - BWT - BK - C - CS - CWT - CK - CX - CH	7	5,5	28,6	1"1/8	Flangiatura per Motori Elettrici NEMA 182T/184T *Flange for Electric Motor NEMA 182T/184T*
052021	BC10	B - BS - BCW - BWT - BK - C - CS - CWT - CK - CX - CH	10	7,5	38	1.496"	Flangiatura per Motori Elettrici B3/B14 IEC 132 *Flange for B3/B14 Electric Motor IEC 132*
052043	C14	C - CS - CWT - CK - CX - CH	20	15	42	1.653"	Flangiatura per Motori Elettrici B3/B5 IEC 160 *Flange for B3/B5 Electric Motor IEC 160*
052047	C15	C - CS - CWT - CK - CX - CH	30	22	48	1.890	Flangiatura per Motori Elettrici B3/B5 IEC 180 *Flange for B3/B5 Electric Motor IEC 180*
052045	NK01	NK - NKS - NH	20	15	42	1.653"	Flangiatura per Motori Elettrici B3/B5 IEC 160 *Flange for B3/B5 Electric Motor IEC 160*
052044	NK02	NK - NKS - NH	30	22	48	1.890"	Flangiatura per Motori Elettrici B3/B5 IEC 180 *Flange for B3/B5 Electric Motor IEC 180*
052046	NK03	NK - NKS - NH	50	37	55	2.165	Flangiatura per Motori Elettrici B3/B5 IEC 200 *Flange for B3/B5 Electric Motor IEC 200*
052036	VX01	PENTA - VX - VXS - VH - VY	30	22	48	1.890"	Flangiatura per Motori Elettrici B3/B5 IEC 180 *Flange for B3/B5 Electric Motor IEC 180*
052037	VX02	PENTA - VX - VXS - VH - VY	50	37	55	2.165"	Flangiatura per Motori Elettrici B3/B5 IEC 200 *Flange for B3/B5 Electric Motor IEC 200*

MOUNTING OPTIONS FOR ELECTRIC MOTORS

P04

MOTORE ELETTRICO B3/B14 IEC 90
ELECTRIC MOTOR B3/B14 IEC 90

Pompe Serie PN-PS
Pump Series PN-PS



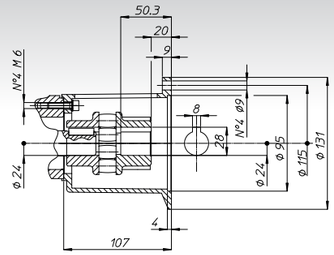

P05

MOTORE ELETTRICO B3/B14 IEC 100/112
ELECTRIC MOTOR B3/B14 IEC 100/112

Pompe Serie PN-PS
Pump Series PN-PS



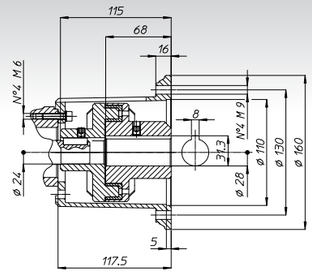

PK08

MOTORE ELETTRICO B3/B14 IEC 100/112
ELECTRIC MOTOR B3/B14 IEC 100/112

Pompe Serie PK-PKWT
Pump Series PK-PKWT



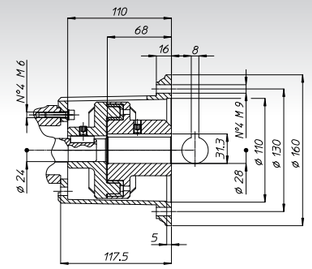

BC04

MOTORE ELETTRICO B3/B14 IEC 100/112
ELECTRIC MOTOR B3/B14 IEC 100/112

Pompe Serie B-BS-BCW-BWT-BK-C-CS-CWT-CK-CX-CH
Pump Series B-BS-BCW-BWT-BK-C-CS-CWT-CK-CX-CH



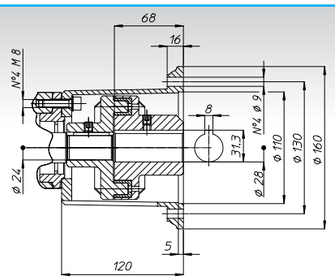

BC05

MOTORE ELETTRICO NEMA 182T/184T
ELECTRIC MOTOR NEMA 182T/184T

Pompe Serie B-BS-BCW-BWT-BK-C-CS-CWT-CK-CX-CH
Pump Series B-BS-BCW-BWT-BK-C-CS-CWT-CK-CX-CH

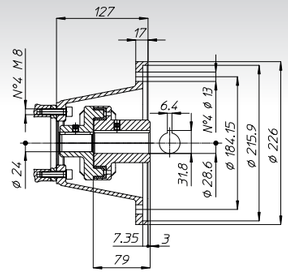

ACCOPPIAMENTI DISPONIBILI PER MOTORI ELETTRICI

BC10

MOTORE ELETTRICO B3/B14 IEC 132
ELECTRIC MOTOR B3/B14 IEC 132

Pompe Serie B-BS-BCW-BWT-BK-C-CS-CWT-CK-CX-CH
Pump Series B-BS-BCW-BWT-BK-C-CS-CWT-CK-CX-CH



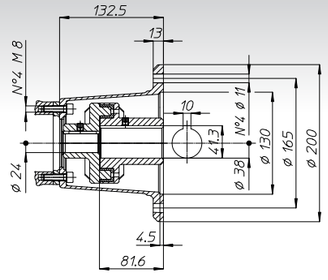

C14

MOTORE ELETTRICO B3/B5 IEC 160
ELECTRIC MOTOR B3/B5 IEC 160

Pompe Serie C-CS-CWT-CK-CX-CH
Pump Series C-CS-CWT-CK-CX-CH

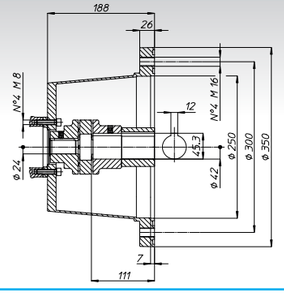

C15

MOTORE ELETTRICO B3/B5 IEC 180
ELECTRIC MOTOR B3/B5 IEC 180

Pompe Serie C-CS-CWT-CK-CX-CH
Pump Series C-CS-CWT-CK-CX-CH

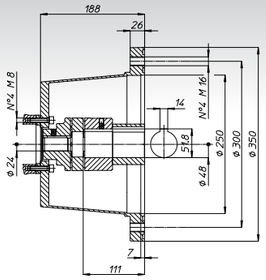

NK01

MOTORE ELETTRICO B3/B5 IEC 160
ELECTRIC MOTOR BB3/B5 IEC 160

Pompe Serie NK-NH-NKS
Pump Series NK-NH-NKS

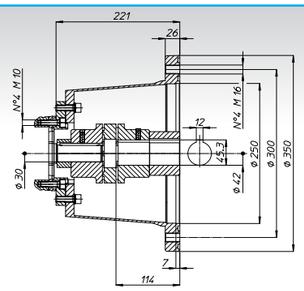

NK02

MOTORE ELETTRICO B3/B5 IEC 180
ELECTRIC MOTOR B3/B5 IEC 180

Pompe Serie NK-NH-NKS
Pump Series NK-NH-NKS

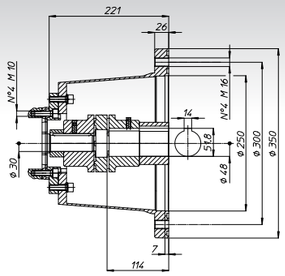

MOUNTING OPTIONS FOR ELECTRIC MOTORS

NK03

MOTORE ELETTRICO B3/B5 IEC 200
ELECTRIC MOTOR B3/B5 IEC 200

Pompe Serie NK-NH-NKS
Pump Series NK-NH-NKS

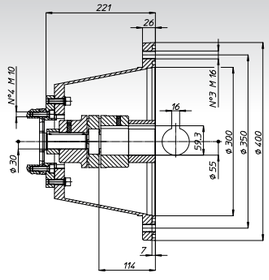

VX01

MOTORE ELETTRICO B3/B5 IEC 180
ELECTRIC MOTOR B3/B5 IEC 180

Pompe Serie PENTA-VX-VXS-VH-VY
Pump Series PENTA-VX-VXS-VH-VY

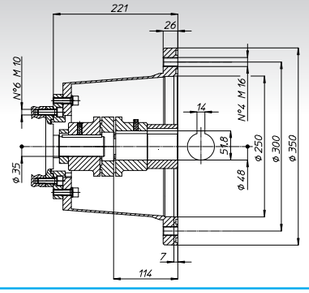

VX02

MOTORE ELETTRICO B3/B5 IEC 200
ELECTRIC MOTOR B3/B5 IEC 200

Pompe Serie PENTA-VX-VXS-VH-VY
Pump Series PENTA-VX-VXS-VH-VY

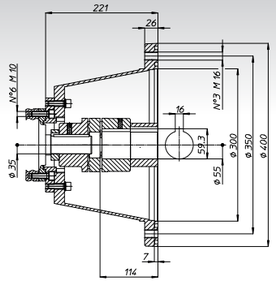

ACCOPPIAMENTI DISPONIBILI PER MOTORI IDRAULICI

CODICE *CODE*	MODELLO *MODEL*	POMPE SERIE *PUMP SERIES*	POTENZA MAX *MAX POWER*		ALBERO MOTORE *ENGINE SHAFT*		DESCRIZIONE *DESCRIPTION*
			HP	kW	mm	In.	
419300	CI04	B - BS - BCW - BWT - BK C - CS - CWT - CK - CX - CH	0 ÷ 10	0 ÷ 7.5	19.05	3/4"	Flangiatura per Motori Idraulici SAE A - 2 Fori *Flange for Hydraulic Motors SAE A - 2 Holes*
418300	CI03	C - CS - CWT - CK - CX - CH	10 ÷ 26.8	7.5 ÷ 20	25.4	1"	Flangiatura per Motori Idraulici SAE B -2 Fori *Flange for Hydraulic Motors SAE B -2 Holes*
421900	CI06	C - CS - CWT - CK - CX - CH	10 ÷ 26.8	7.5 ÷ 20	Scanalato / *Splined* 13T-16/32DP		Flangiatura per Motori Idraulici SAE B - 2 Fori *Flange for Hydraulic Motors SAE B - 2 Holes*
419100	GMI01	GAMMA 62 GAMMA 3P	0 ÷ 16	0 ÷ 12	25.4	1"	Flangiatura per Motori Idraulici Orbitali SAE A - 2 Fori *Flange for Hydraulic Orbital Motors SAE A - 2 Holes*
416700	GMI02	GAMMA 62 GAMMA 3P	0 ÷ 16	0 ÷ 12	25	0.984"	Flangiatura per Motori Idraulici Orbitali SAE A - 2 Fori *Flange for Hydraulic Orbital Motors SAE A - 2 Holes*
419800	GMI03	GAMMA 3P GAMMA 6P	0 ÷ 40	0 ÷ 30	40	1.574"	Flangiatura per Motori Idraulici Orbitali con Flangia Europea 4 Fori *Flange for Hydraulic Orbital Motors with European Flange 4 Holes*
419200	PTI01	PENTA	0 ÷ 40	0 ÷ 30	Scanalato / *Splined* 1"3/8 DIN 5462		Flangiatura per Motori Idraulici ISO 7653-D - D.80 mm *Flange for Hydraulic Orbital Motors ISO 7653-D - D.80 mm*
421700	NKI01	NK - NKS - NH	0 ÷ 40	0 ÷ 30	25.4	1"	Flangiatura per Motori Idraulici SAE B - 2 Fori *Flange for Hydraulic Motors SAE B - 2 Holes*
420900	VXI01	VX - VXS - VH - VY - PENTA	0 ÷ 50	0 ÷ 37	31.75	1"1/4	Flangiatura per Motori Idraulici SAE C - 2 o 4 Fori *Flange for Hydraulic Motors SAE C - 2 or 4 Holes*
421800	VXXI01	VXX	0 ÷ 50	0 ÷ 37	31.75	1"1/4	Flangiatura per Motori Idraulici SAE C - 2 o 4 Fori *Flange for Hydraulic Motors SAE C - 2 o 4 Holes*

MOUNTING OPTIONS FOR HYDRAULIC MOTORS

CI04

MOTORE IDRAULICO SAE A 2 Fori
HYDRAULIC MOTOR SAE A 2 Holes

Pompe Serie B - BS - BCW - BWT - BK
C - CS - CWT - CK - CX - CH
Pump Series B - BS - BCW - BWT - BK
C - CS - CWT - CK - CX - CH

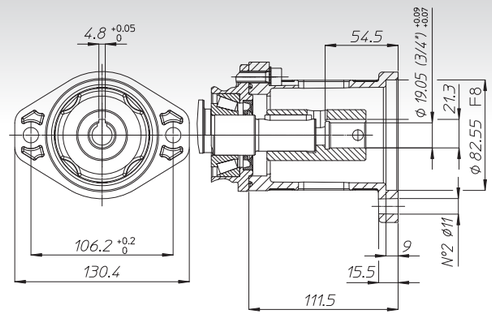

CI03

MOTORE IDRAULICO SAE B 2 Fori
HYDRAULIC MOTOR SAE B 2 Holes

Pompe Serie C - CS - CWT - CK - CX - CH
Pump Series C - CS - CWT - CK - CX - CH

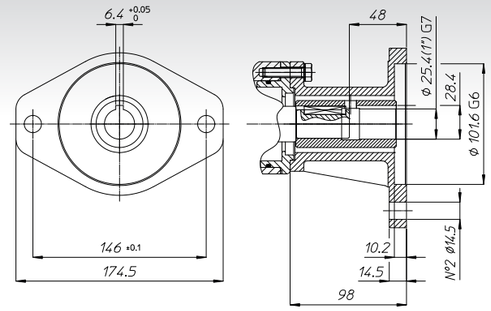

CI06

MOTORE IDRAULICO SAE B 2 Fori
HYDRAULIC MOTOR SAE B 2 Holes

Pompe Serie C - CS - CWT - CK - CH
Pump Series C - CS - CWT - CK - CH

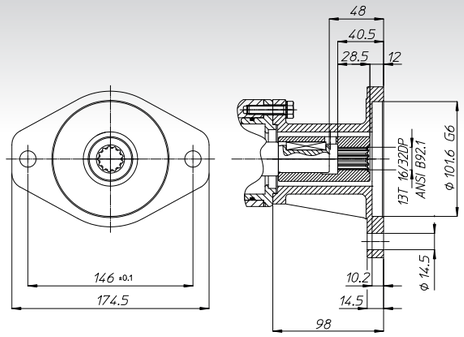

GMI01

MOTORE IDRAULICO ORBITALE SAE A 2 Fori
HYDRAULIC ORBITAL MOTOR SAE A 2 Holes

Pompe Serie GAMMA 62 - GAMMA 3P - GAMMA 6P
GAMMA-IL 3P - GAMMA-IL 6P
Pump Series GAMMA 62 - GAMMA 3P-GAMMA 6P
GAMMA-IL 3P - GAMMA-IL 6P

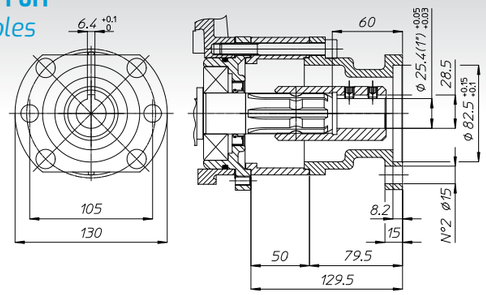

ACCOPPIAMENTI DISPONIBILI PER MOTORI IDRAULICI

GM102 MOTORE IDRAULICO ORBITALE SAE A 2 Fori
HYDRAULIC ORBITAL MOTOR SAE A 2 Holes

Pompe Serie GAMMA 62 - GAMMA 3P - GAMMA 6P
GAMMA-IL 3P - GAMMA-IL 6P
Pump Series GAMMA 62 - GAMMA 3P - GAMMA 6P
GAMMA-IL 3P - GAMMA-IL 6P

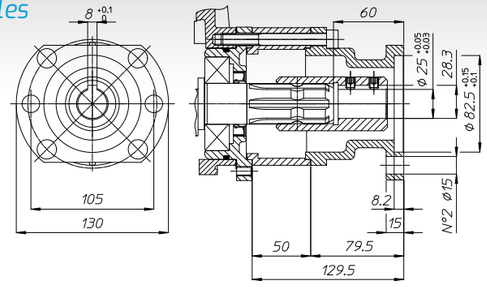

GM103 MOTORE IDRAULICO ORBITALE con FLANGIA EUROPEA 4 Fori
HYDRAULIC ORBITAL MOTOR with EUROPEAN FLANGE 4 Holes

Pompe Serie GAMMA 62 - GAMMA 3P - GAMMA 6P
GAMMA-IL 3P - GAMMA-IL 6P
Pompe Serie GAMMA 62 - GAMMA 3P - GAMMA 6P
GAMMA-IL 3P - GAMMA-IL 6P

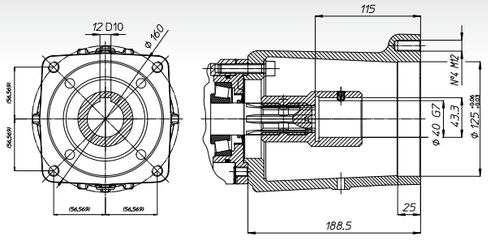

PT101 MOTORE IDRAULICO ISO 7653-D - D.80 mm
HYDRAULIC MOTOR ISO 7653-D - D.80 mm

Pompe Serie PENTA
Pump Series PENTA

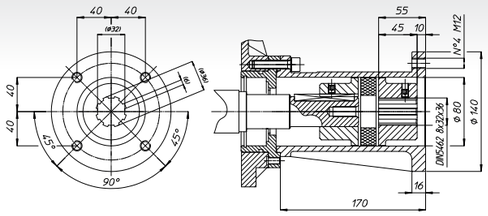

VX101 MOTORE IDRAULICO SAE C 2 o 4 Fori
HYDRAULIC MOTOR SAE C 2 or 4 Holes

Pompe Serie VX - VXS - VH - VY - PENTA
Pump Series VX - VXS - VH - VY - PENTA

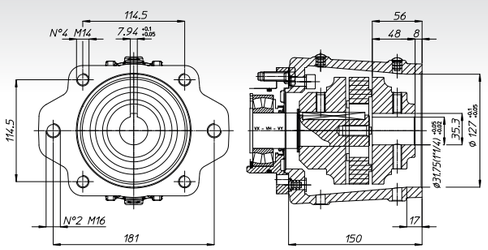

Accoppiamenti Disponibili *Mounting Options*

MOUNTING OPTIONS FOR HYDRAULIC MOTORS

VX101 MOTORE IDRAULICO SAE C 2 o 4 Fori
HYDRAULIC MOTOR SAE C 2 o 4 Holes

Pompe Serie VXX
Pump Series VXX

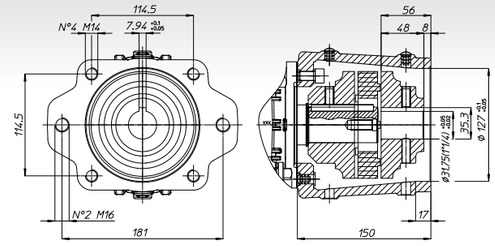

VALVOLE DI REGOLAZIONE PRESSIONE

CODICE *CODE*	MODELLO *MODEL*	PORTATA *FLOW* l/min	PORTATA *FLOW* GPM	PRESSIONE *PRESSURE* bar	PRESSIONE *PRESSURE* PSI	DESCRIZIONE *DESCRIPTION*	
063666	UB 17	25.0	6.6	220	3190	Valvola Regolazione con By-Pass Integrato *Unloader Valve with Built-In By-Pass*	
POMPE SERIE *PUMP SERIES*		PN		ATTACCHI *CONNECTIONS*		ENTRATA / *INLET*	G 1/2 F
						USCITA / *OUTLET*	G 3/8 M
						BY-PASS	Interno / *Internal*
063667	UBI 17	25.0	6.6	220	3190	Valvola Regolazione con By-Pass Integrato e Iniettore *Unloader Valve with Built-In By-Pass with Injector*	
POMPE SERIE *PUMP SERIES*		PN		ATTACCHI *CONNECTIONS*		ENTRATA / *INLET*	G 1/2 F
						USCITA / *OUTLET*	G 3/8 M
						BY-PASS	Interno / *Internal*
063647	UB 20	25.0	6.6	220	3190	Valvola Regolazione con By-Pass Integrato *Unloader Valve with Built-In By-Pass*	
POMPE SERIE *PUMP SERIES*		PK - PKWT		ATTACCHI *CONNECTIONS*		ENTRATA / *INLET*	G 1/2 F
						USCITA / *OUTLET*	G 3/8 M
						BY-PASS	Interno / *Internal*
063648	UBI 20	25.0	6.6	220	3190	Valvola Regolazione con By-Pass Integrato e Iniettore *Unloader Valve with Built-In By-Pass with Injector*	
POMPE SERIE *PUMP SERIES*		PK - PKWT		ATTACCHI *CONNECTIONS*		ENTRATA / *INLET*	G 1/2 F
						USCITA / *OUTLET*	G 3/8 M
						BY-PASS	Interno / *Internal*
063681	UB 23	30.0	7.9	220	3190	Valvola Regolazione con By-Pass Integrato *Unloader Valve with Built-In By-Pass*	
POMPE SERIE *PUMP SERIES*		B - BCW - BWT		ATTACCHI *CONNECTIONS*		ENTRATA / *INLET*	G 1/2 F
						USCITA / *OUTLET*	G 3/8 F
						BY-PASS	Interno / *Internal*
063685	UBI 23	30.0	7.9	220	3190	Valvola Regolazione con By-Passe Integrato Iniettore *Unloader Valve with Built-In By-Pass with Injector*	
POMPE SERIE *PUMP SERIES*		B - BCW - BWT		ATTACCHI CONNECTIONS		ENTRATA / *INLET*	G 1/2 F
						USCITA / *OUTLET*	G 3/8 M
						BY-PASS	Interno / *Internal*
063687	UB 23K	30.0	7.9	280	4060	Valvola Regolazione con By-Passe Integrato *Unloader Valve with Built-In By-Pass*	
POMPE SERIE *PUMP SERIES*		BK		ATTACCHI *CONNECTIONS*		ENTRATA / *INLET*	G 1/2 F
						USCITA / *OUTLET*	G 3/8 F
						BY-PASS	Interno / *Internal*
063605	U 251	40.0	10.5	250	3625	Valvola Regolazione con By-Pass *Automatic Unloader Valve*	
POMPE SERIE *PUMP SERIES*		B - BCW - BWT - C - CWT - CK		ATTACCHI *CONNECTIONS*		ENTRATA / *INLET*	G 3/8 F
						USCITA / *OUTLET*	G 3/8 F
						BY-PASS	G 3/8 F
063616	U 301	40.0	10.5	300	4350	Valvola Regolazione con By-Pass *Automatic Unloader Valve*	
POMPE SERIE *PUMP SERIES*		BK - CK		ATTACCHI *CONNECTIONS*		ENTRATA / *INLET*	G 3/8 F
						USCITA / *OUTLET*	G 3/8 F
						BY-PASS	G 3/8 F

PRESSURE REGULATORS

CODICE *CODE*	MODELLO *MODEL*	PORTATA *FLOW* l/min	PORTATA *FLOW* GPM	PRESSIONE *PRESSURE* bar	PRESSIONE *PRESSURE* PSI	DESCRIZIONE *DESCRIPTION*	
063629	U 351	40.0	10.5	350	5075	Valvola Regolazione con By-Pass *Automatic Unloader Valve*	
POMPE SERIE *PUMP SERIES*		CK - NK		ATTACCHI *CONNECTIONS*		ENTRATA / *INLET*	G 3/8 M
						USCITA / *OUTLET*	G 3/8 F
						BY-PASS	G 1/2 F
063645	U 502	80.0	21.0	500	7250	Valvola Regolazione con By-Pass *Automatic Unloader Valve*	
POMPE SERIE *PUMP SERIES*		CH - CX - PENTA VH - NK - NH		ATTACCHI *CONNECTIONS*		ENTRATA / *INLET*	G 1/2 F
						USCITA / *OUTLET*	G 1/2 F
						BY-PASS	G1/2 F
063660	UZ 600	60.0	15.9	600	8700	Valvola Regolazione con By-Pass e Azzeramento Pressione *Automatic Unloader Valve with Shut off Pressure*	
POMPE SERIE *PUMP SERIES*		CH - CX - PENTA		ATTACCHI *CONNECTIONS*		ENTRATA / *INLET*	G 1/2 F
						USCITA / *OUTLET*	G 1/2 F
						BY-PASS	G 1/2 F
063679	UZ 1000	40.0	10.5	1000	14500	Valvola Regolazione con By-Pass e Azzeramento Pressione *Automatic Unloader Valve with Shut off Pressure*	
POMPE SERIE *PUMP SERIES*		VY		ATTACCHI *CONNECTIONS*		ENTRATA / *INLET*	G 3/8 F
						USCITA / *OUTLET*	G 3/8 F
						BY-PASS	G 3/8 F
063654	U 40/16	40.0	10.5	160	2320	Valvola Regolazione con By-Pass *Automatic Unloader Valve*	
POMPE SERIE *PUMP SERIES*		C - CWT		ATTACCHI *CONNECTIONS*		ENTRATA / *INLET*	G 3/8 F
						USCITA / *OUTLET*	G 3/8 F
						BY-PASS	G 3/8 F
063656	U 85/16	80.0	21.0	160	2320	Valvola Regolazione con By-Pass *Automatic Unloader Valve*	
POMPE SERIE *PUMP SERIES*		C - CK - CWT CX - GAMMA-IL NK - PENTA		ATTACCHI *CONNECTIONS*		ENTRATA / *INLET*	G 1/2 F
						USCITA / *OUTLET*	G 1/2 F
						BY-PASS	G 1/2 F
063655	U 85/28	80.0	21.0	300	4350	Valvola Regolazione con By-Pass *Automatic Unloader Valve*	
POMPE SERIE *PUMP SERIES*		C - CK - CWT CX - GAMMA-IL NK - PENTA		ATTACCHI *CONNECTIONS*		ENTRATA / *INLET*	G 1/2 F
						USCITA / *OUTLET*	G 1/2 F
						BY-PASS	G 1/2 F
063672	U 140/16	140.0	37.0	160	2320	Valvola Regolazione con By-Pass *Automatic Unloader Valve*	
POMPE SERIE *PUMP SERIES*		NK		ATTACCHI *CONNECTIONS*		ENTRATA / *INLET*	G 3/4 F
						USCITA / *OUTLET*	G 3/4 F
						BY-PASS	G 3/4 F
600547	U 200/15	200.0	53.0	150	2175	Valvola Regolazione con By-Pass *Automatic Unloader Valve*	
POMPE SERIE *PUMP SERIES*		GAMMA-IL - PENTA - VX - VXX		ATTACCHI *CONNECTIONS*		ENTRATA / *INLET*	G 1" F
						USCITA / *OUTLET*	G 1" F
						BY-PASS	G 1" F

VALVOLE DI REGOLAZIONE PRESSIONE

CODICE *CODE*	MODELLO *MODEL*	PORTATA *FLOW* I/min	PORTATA *FLOW* GPM	PRESSIONE *PRESSURE* bar	PRESSIONE *PRESSURE* PSI	DESCRIZIONE *DESCRIPTION*	
063652	U 200/28	200.0	53.0	280	4060	Valvola Regolazione con By-Pass *Automatic Unloader Valve*	
POMPE SERIE *PUMP SERIES*		VX - VXX		ATTACCHI *CONNECTIONS*		ENTRATA / *INLET*	G 1" F
						USCITA / *OUTLET*	G 1" F
						BY-PASS	G 1" F

063690	U 450/20	450.0	119.0	200	2900	Valvola Regolazione con By-Pass - Bassa Pressione *Automatic Unloader Valve - Low Pressure*	
POMPE SERIE *PUMP SERIES*		HX		ATTACCHI *CONNECTIONS*		ENTRATA / *INLET*	G 1"1/4 F
						USCITA / *OUTLET*	G 1"1/4 F
						BY-PASS	G 1"1/2 F

063689	U 450/30	450.0	119.0	300	4350	Valvola Regolazione con By-Pass - Bassa Pressione *Automatic Unloader Valve - Low Pressure*	
POMPE SERIE *PUMP SERIES*		HX		ATTACCHI *CONNECTIONS*		ENTRATA / *INLET*	G 1"1/4 F
						USCITA / *OUTLET*	G 1"1/4 F
						BY-PASS	G 1"1/2 F

600531	VRG 100	100.0	26.4	50	725	Valvola Regolazione con Leva di Azzeramento Pressione *Control Unit with Shut Off Pressure Lever*	
POMPE SERIE *PUMP SERIES*		GAMMA 62		ATTACCHI *CONNECTIONS*		ENTRATA / *INLET*	G 3/4 M
						USCITA / *OUTLET*	
						BY-PASS	Ø 20

600505	VRG 155	150.0	40.0	100	1450	Valvola Regolazione con Leva di Azzeramento Pressione *Control Unit with Shut Off Pressure Lever*	
POMPE SERIE *PUMP SERIES*		GAMMA GAMMA-IL		ATTACCHI *CONNECTIONS*		ENTRATA / *INLET*	G 3/4 M
						USCITA / *OUTLET*	
						BY-PASS	Ø 25

600508	VRG 255	250.0	66.0	100	1450	Valvola Regolazione con Leva di Azzeramento Pressione *Control Unit with Shut Off Pressure Lever*	
POMPE SERIE *PUMP SERIES*		GAMMA GAMMA-IL		ATTACCHI *CONNECTIONS*		ENTRATA / *INLET*	G 3/4 M
						USCITA / *OUTLET*	
						BY-PASS	Ø 36

RELIEF VALVES

CODICE *CODE*	MODELLO *MODEL*	PORTATA *FLOW* I/min	PORTATA *FLOW* GPM	PRESSIONE *PRESSURE* bar	PRESSIONE *PRESSURE* PSI	DESCRIZIONE *DESCRIPTION*	
063702	SV 220-24	24.0	6.4	220	3190	Valvola di Massima Pressione *Relief Valve*	
POMPE SERIE *PUMP SERIES*		PN - PK - PKWT - B - BWT		ATTACCHI *CONNECTIONS*		ENTRATA / *INLET*	G 3/8 F
						USCITA / *OUTLET*	
						BY-PASS	G 3/8 F

181403	SV 220-30	30.0	8.0	220	3190	Valvola di Massima Pressione *Relief Valve*	
POMPE SERIE *PUMP SERIES*		B - BWT - C - CWT		ATTACCHI *CONNECTIONS*		ENTRATA / *INLET*	G 3/8 F
						USCITA / *OUTLET*	
						BY-PASS	G 3/8 F

181404	SV 350-25	25.0	6.6	350	5075	Valvola di Massima Pressione *Relief Valve*	
POMPE SERIE *PUMP SERIES*		BK - CK		ATTACCHI *CONNECTIONS*		ENTRATA / *INLET*	G 3/8 F
						USCITA / *OUTLET*	
						BY-PASS	G 3/8 F

063715	SV 500-80	80.0	21.0	500	7250	Valvola di Massima Pressione *Relief Valve*	
POMPE SERIE *PUMP SERIES*		CK - CH - NK - VX VH - PENTA - NH		ATTACCHI *CONNECTIONS*		ENTRATA / *INLET*	G 1/2 F
						USCITA / *OUTLET*	
						BY-PASS	G 3/8 F

600532	SV 200-200	200.0	53.0	200	2900	Valvola di Massima Pressione *Relief Valve*	
POMPE SERIE *PUMP SERIES*		C - CK - CX - NK - GAMMA-IL - VX - PENTA - VXX		ATTACCHI *CONNECTIONS*		ENTRATA / *INLET*	G 3/4 F
						USCITA / *OUTLET*	
						BY-PASS	G 1/2 F

063720	SV 300-450	450.0	119.0	300	4350	Valvola di Massima Pressione *Relief Valve*	
POMPE SERIE *PUMP SERIES*		HX		ATTACCHI *CONNECTIONS*		ENTRATA / *INLET*	G 1"1/4 F
						USCITA / *OUTLET*	
						BY-PASS	G 1"1/4 F

063721	SV 800-40	40.0	10.5	800	11600	Valvola di Massima Pressione *Relief Valve*	
POMPE SERIE *PUMP SERIES*		VY - PENTA		ATTACCHI *CONNECTIONS*		ENTRATA / *INLET*	G 1/2 M
						USCITA / *OUTLET*	
						BY-PASS	G 3/8 F

063663	SV 1000-40	40.0	10.5	1000	11600	Valvola di Massima Pressione *Relief Valve*	
POMPE SERIE *PUMP SERIES*		VY		ATTACCHI *CONNECTIONS*		ENTRATA / *INLET*	G 1/2 M
						USCITA / *OUTLET*	
						BY-PASS	G 3/8 F

063719	V 1250-40	40.0	10.5	1250	18130	Valvola di Massima Pressione *Relief Valve*	
POMPE SERIE *PUMP SERIES*		VY		ATTACCHI *CONNECTIONS*		ENTRATA / *INLET*	G 1/2 M
						USCITA / *OUTLET*	
						BY-PASS	G 3/8 F

ACCESSORI

CODICE *CODE*	MODELLO *MODEL*	PORTATA *FLOW*		PRESSIONE *PRESSURE*		ENTRATA *INLET*	USCITA *OUTLET*	DESCRIZIONE *DESCRIPTION*
		l/min	GPM	bar	PSI			
121509	KID 280/30	30.0	8.0	280	4060	G 3/8 F	G 1/4 F	Pistola *Gun*
121510	GL 280/40	40.0	10.5	280	4060	G 3/8 F	G 1/4 F	Pistola *Gun*
121530	GL 250/50	50.0	13.2	250	3625	G 3/8 F	G 1/4 F	Pistola *Gun*
121525	GL 350/30	30.0	8.0	350	5075	G 3/8 F	G 1/4 F	Pistola *Gun*
121526	GL 400/40	40.0	10.5	400	5800	G 3/8 F	G 1/4 F	Pistola *Gun*
121515	GL 120/120	120.0	32.0	120	1740	G 1/2 F	G 1/2 F	Pistola *Gun*
121538	GL 200/200	200.0	52.8	200	2900	G 3/4 F	G 1/2 F	Pistola *Gun*
1240E1	GL 500/80	80.0	21.0	500	7250	G 1/2 F	G 1/2 F	Pistola *Gun*
121550	G 1000	40.0	10.5	1000	14500	G 3/8 F	1/4 NPT	Pistola con Lancia Completa *Complete Gun with Lance*
121551	DG 1250	40.0	10.5	1250	18130	G 1/2 M	G 1/2 spec	Pistola con Lancia a Scarico Libero *Dump Gun*

ACCESSORIES

CODICE *CODE*	PRESSIONE *PRESSURE*		DESCRIZIONE *DESCRIPTION*
	bar	PSI	
Chiedere Informazioni ***Ask Info***	Max 1000 *Max 1000*	Max 14500 *Max 14500*	Lance fino a 1000 bar (14500 PSI) *Lances up to 1000 bar (14500 PSI)*
Chiedere Informazioni ***Ask Info***	Max 1600 *Max 1600*	Max 23200 *Max 23200*	Manometri fino a 1600bar (23200 PSI) *Gauges up to 1600 bar (23200 PSI)*
Chiedere Informazioni ***Ask Info***	Max 1250 *Max 1250*	Max 18130 *Max 18130*	Ugelli fino a 1250 bar (18130 PSI) *Gauges up to 1250 bar (18130 PSI*
Chiedere Informazioni ***Ask Info***			Tappi Manometro per Pompa *Head Plugs for Gauge*
Chiedere Informazioni ***Ask Info***	Max 225 *Max 225*	Max 3260 *Max 3260*	Tubi Alta Pressione fino a 225 bar (3260 PSI) Completi di Raccordi *High Pressure Hoses* *up to 225 bar (3260 PSI) with Fittings*
Chiedere Informazioni ***Ask Info***	Max 300 *Max 300*	Max 4350 *Max 4350*	Accumulatori Antipulsazioni fino a 300 bar (4350 PSI) *Pulsation Dampeners up to 300 bar (4350 PSI)*
Chiedere Informazioni ***Ask Info***			Accessori VY *VY Accesories*
Chiedere Informazioni ***Ask Info***			Kit Attrezzi Montaggio e Smontaggio Tenute *Assembly / Disassembly tool Kit for Sealing*
870210			Kit Piedi Pompa PN - PS - PK - PKWT - B - BS - BCW - BWT - BK *Pump Rail Kit* PN - PS - PK - PKWT - B - BS - BCW - BWT - BK
870208			Kit Piedi Pompa C - CS - CWT - CK - CX - CH *Pump Rail Kit* C - CS - CWT - CK - CX - CH

TABELLA UGELLI

TIPO TYPE	bar	20	30	40	50	60	70	80	90	100	110	120	130	140	150	160	170	180	190	200
	PSI	290	435	580	725	870	1015	1160	1305	1450	1595	1740	1885	2030	2175	2320	2465	2610	2755	2900
	Ø mm	PRESSIONE / PRESSURE (bar - PSI) / PORTATA / Flow Rate (l/min)																		
015	0,80	1,5	1,9	2,2	2,4	2,6	2,8	3,0	3,2	3,4	3,6	3,7	3,9	4,0	4,2	4,3	4,4	4,6	4,7	4,8
02	0,91	2,1	2,5	2,9	3,3	3,6	3,8	4,1	4,4	4,6	4,8	5,0	5,2	5,4	5,6	5,8	6,0	6,2	6,3	6,5
025	1,00	2,5	3,1	3,5	4,0	4,3	4,7	5,0	5,3	5,6	5,9	6,1	6,4	6,6	6,9	7,1	7,3	7,5	7,7	7,9
03	1,09	3,0	3,7	4,3	4,8	5,3	5,7	6,1	6,5	6,8	7,1	7,4	7,8	8,0	8,3	8,6	8,9	9,1	9,4	9,6
035	1,15	3,6	4,4	5,1	5,7	6,2	6,7	7,2	7,6	8,0	8,4	8,8	9,1	9,5	9,8	10,1	10,4	10,7	11,0	11,3
04	1,19	4,1	5,0	5,8	6,4	7,0	7,6	8,1	8,6	9,1	9,5	10,0	10,4	10,8	11,1	11,5	11,9	12,2	12,5	12,9
045	1,27	4,6	5,6	6,5	7,3	8,0	8,6	9,2	9,8	10,3	10,8	11,3	11,7	12,2	12,6	13,0	13,4	13,8	14,2	14,6
05	1,35	5,1	6,2	7,2	8,1	8,8	9,5	10,2	10,8	11,4	12,0	12,5	13,0	13,5	14,0	14,4	14,9	15,3	15,7	16,1
055	1,40	5,6	6,8	7,9	8,8	9,7	10,5	11,2	11,9	12,5	13,1	13,7	14,3	14,8	15,3	15,8	16,3	16,8	17,2	17,7
06	1,47	6,1	7,5	8,7	9,7	10,6	11,5	12,3	13,0	13,7	14,4	15,0	15,6	16,2	16,8	17,3	17,9	18,4	18,9	19,4
065	1,52	6,6	8,1	9,4	10,5	11,5	12,4	13,2	14,0	14,8	15,5	16,2	16,9	17,5	18,1	18,7	19,3	19,9	20,4	20,9
07	1,60	7,2	8,8	10,1	11,3	12,4	13,4	14,3	15,2	16,0	16,8	17,5	18,2	18,9	19,6	20,2	20,9	21,5	22,1	22,6
075	1,65	7,6	9,4	10,8	12,1	13,2	14,3	15,3	16,2	17,1	17,9	18,7	19,5	20,2	20,9	21,6	22,3	22,9	23,6	24,2
08	1,70	8,1	10,0	11,5	12,9	14,1	15,2	16,3	17,3	18,2	19,1	19,9	20,8	21,5	22,3	23,0	23,7	24,4	25,1	25,7
085	1,75	8,7	10,6	12,3	13,7	15,0	16,2	17,4	18,4	19,4	20,3	21,3	22,1	23,0	23,8	24,5	25,3	26,0	26,7	27,4
09	1,80	9,4	11,5	13,3	14,8	16,3	17,6	18,8	19,9	21,0	22,0	23,0	23,9	24,8	25,7	26,6	27,4	28,2	28,9	29,7
095	1,85	9,8	12,0	13,9	15,6	17,0	18,4	19,7	20,9	22,0	23,1	24,1	25,1	26,0	26,9	27,8	28,7	29,5	30,3	31,1
10	1,90	10,3	12,6	14,5	16,3	17,8	19,2	20,6	21,8	23,0	24,1	25,2	26,2	27,2	28,2	29,1	30,0	30,9	31,7	32,5
105	1,94	10,7	13,2	16,6	18,2	18,6	19,9	20,1	22,8	23,5	25,2	25,7	27,4	28,4	28,8	30,4	30,6	32,2	33,1	33,2
11	1,98	11,2	13,7	15,8	17,7	19,4	20,9	22,4	23,7	25,0	26,2	27,4	28,5	29,6	30,6	31,6	32,6	33,5	34,5	35,4
115	2,03	11,6	14,2	16,4	18,4	20,1	21,8	23,3	24,7	26,0	27,3	28,5	29,6	30,8	31,8	32,9	33,9	34,9	35,8	36,8
12	2,08	12,1	14,8	17,1	19,1	20,9	22,6	24,1	25,6	27,0	28,3	29,6	30,8	31,9	33,1	34,2	35,2	36,2	37,2	38,2
125	2,13	12,5	15,3	17,7	19,8	21,7	23,4	25,0	26,6	28,0	29,4	30,7	31,9	33,1	34,3	35,4	36,5	37,6	38,6	39,6
13	2,16	13,4	16,4	19,0	21,2	23,2	25,1	26,8	28,5	30,0	31,5	32,9	34,2	35,5	36,7	37,9	39,1	40,2	41,4	42,4
14	2,26	14,3	17,5	20,2	22,6	24,8	26,8	28,6	30,4	32,0	33,6	35,1	36,5	37,9	39,2	40,5	41,7	42,9	44,1	45,3
15	2,34	15,2	18,6	21,5	24,0	26,3	28,4	30,4	32,3	34,0	35,7	37,2	38,8	40,2	41,6	43,0	44,3	45,6	46,9	48,1
16	2,41	16,1	19,7	22,8	25,5	27,9	30,1	32,2	34,2	36,0	37,8	39,4	41,0	42,6	44,1	45,5	46,9	48,3	49,6	50,9
18	2,54	18,3	22,5	25,9	29,0	31,8	34,3	36,7	38,9	41,0	43,0	44,9	46,7	48,5	50,2	51,9	53,5	55,0	56,5	58,0
20	2,69	20,6	25,2	29,1	32,5	35,6	38,5	41,1	43,6	46,0	48,2	50,4	52,4	54,4	56,3	58,2	60,0	61,7	63,4	65,1
25	3,00	25,5	31,2	36,0	40,3	44,2	47,7	51,0	54,1	57,0	59,8	62,4	65,0	67,4	69,8	72,1	74,3	76,5	78,6	80,6
30	3,30	30,4	37,2	43,0	48,1	52,7	56,9	60,8	64,5	68,0	71,3	74,5	77,5	80,5	83,3	86,0	88,7	91,2	93,7	96,2
40	3,80	40,7	49,8	57,6	64,3	70,5	76,1	81,4	86,3	91,0	95,4	99,7	103,8	107,7	111,5	115,1	118,6	122,1	125,4	128,7
50	4,20	51,0	62,4	72,1	80,6	88,3	95,4	102,0	108,1	114,0	119,6	124,9	130,0	134,9	139,6	144,2	148,6	152,9	157,1	161,2
60	4,70	61,3	75,0	86,6	96,9	106,1	114,6	122,5	130,0	137,0	143,7	150,1	156,2	162,1	167,8	173,3	178,6	183,8	188,8	193,7
70	5,1	71,6	87,6	101,2	113,1	123,9	133,9	143,1	151,8	160,0	167,8	175,3	182,4	189,3	196,0	202,4	208,6	214,7	220,5	226,3
80	5,5	81,4	99,7	115,1	128,7	141,0	152,3	162,8	172,7	182,0	190,9	199,4	207,5	215,3	222,9	230,2	237,3	244,2	250,9	257,4
90	5,9	91,7	112,3	129,7	145,0	158,8	171,5	183,4	194,5	205,0	215,0	224,6	233,7	242,6	251,1	259,3	267,3	275,0	282,6	289,9

NOZZLES CHART

TIPO TYPE	bar	210	220	230	240	250	280	300	350	400	450	500	550	600	700	800	900	1000	1100	1250
	PSI	3045	3190	3335	3480	3625	4060	4350	5075	5800	6525	7250	7975	8700	10150	11600	13050	14500	15955	18130
	Ø mm	PRESSIONE / PRESSURE (bar - PSI) / PORTATA / Flow Rate (l/min)																		
015	0,80	4,9	5,0	5,2	5,3	5,4	5,7	5,9	6,4	6,8	7,2	7,6	8,0	8,3	8,9	9,5	10,1	10,6	11,1	11,9
02	0,91	6,7	6,8	7,0	7,1	7,3	7,7	8.0	8,6	9,2	9,8	10,3	10,8	11,3	11,8	12,6	13,4	14,1	14,8	15,8
025	1,00	8,1	8,3	8,5	8,7	8,9	9,4	9,7	10,5	11,2	11,9	12,5	13,1	13,7	14,8	15,8	16,8	17,7	18,5	19,8
03	1,09	9,9	10,1	10,3	10,5	10,8	11,4	11,8	12,7	13,6	14,4	15,2	15,9	16,7	17,7	19,0	20,1	21,2	22,2	23,7
035	1,15	11,6	11,9	12,1	12,4	12,6	13,4	13,9	15,0	16,0	17,0	17,9	18,8	19,6	20,7	22,1	23,5	24,7	26,0	27,7
04	1,19	13,2	13,5	13,8	14,1	14,4	15,2	15,8	17,0	18,2	19,3	20,3	21,3	22,3	23,7	25,3	26,8	28,3	29,7	31,6
045	1,27	14,9	15,3	15,6	16,0	16,3	17,2	17,8	19,3	20,6	21,8	23,0	24,2	25,2	26,6	28,5	30,2	31,8	33,4	35,6
05	1,35	16,5	16,9	17,3	17,7	18,0	19,1	19,7	21,3	22,8	24,2	25,5	26,7	27,9	29,6	31,6	33,5	35,4	37,1	39,5
055	1,40	18,1	18,5	19,0	19,4	19,8	20,9	21,7	23,4	25,0	26,5	28,0	29,3	30,6	32,5	34,8	36,9	38,9	40,8	43,5
06	1,47	19,9	20,3	20,8	21,2	21,7	22,9	23,7	25,6	27,4	29,1	30,6	32,1	33,6	35,5	37,9	40,2	42,4	44,5	47,4
065	1,52	21,4	22,0	22,4	22,9	23,4	24,8	25,6	27,7	29,6	31,4	33,1	34,7	36,3	38,5	41,1	43,6	46,0	48,2	51,4
07	1,60	23,2	23,7	24,3	24,8	25,3	26,8	27,7	29,9	32,0	33,9	35,8	37,5	39,2	41,4	44,3	47,0	49,5	51,9	55,3
075	1,65	24,8	25,4	25,9	26,5	27,0	28,6	29,6	32,0	34,2	36,3	38,2	40,1	41,9	44,4	47,4	50,3	53,0	55,6	59,3
08	1,70	26,4	27,0	27,6	28,2	28,8	30,5	31,5	34,0	36,4	38,6	40,7	42,7	44,6	47,3	50,6	53,7	56,6	59,3	63,2
085	1,75	28,1	28,8	29,4	30,1	30,7	32,5	33,6	36,3	38,8	41,2	43,4	45,5	47,5	50,3	53,8	57,0	60,1	63,0	67,2
09	1,80	30,4	31,1	31,8	32,5	33,2	35,1	36,4	39,3	42,00	44,5	47,0	49,2	51,4	53,2	56,9	60,4	63,6	66,7	71,2
095	1,85	31,9	32,6	33,4	34,1	34,8	36,8	38,1	41,2	44,0	46,7	49,2	51,6	53,9	56,2	60,1	63,7	67,2	70,5	75,1
10	1,90	33,3	34,1	34,9	35,6	36,4	38,5	39,8	43,0	46,0	48,8	51,4	53,9	56,3	59,2	63,2	67,1	70,7	74,2	79,1
105	1,94	34,8	34,8	36,4	37,2	37,1	39,3	40,7	43,9	47,0	51,0	52,5	56,3	57,5	62,1	66,4	70,4	74,2	79,7	84,9
11	1,98	36,2	37,1	37,9	38,7	39,5	41,8	43,3	46,8	50,0	53,0	55,9	58,6	61,2	65,1	69,6	73,8	77,8	81,6	87
115	2,03	37,7	38,6	39,4	40,3	41,1	43,5	45,0	48,6	52,0	55,2	58,1	61,0	63,7	68,0	72,7	77,1	81,3	85,3	90,9
12	2,08	39,1	40,0	40,9	41,8	42,7	45,2	46,8	50,5	54,0	57,3	60,4	63,3	66,1	71,0	75,9	80,5	84,9	89,0	94,9
125	2,13	40,6	41,5	42,5	43,4	44,3	46,9	48,5	52,4	56,0	59,4	62,6	65,7	68,6	74,0	79,1	83,9	88,4	92,7	98,8
13	2,16	43,5	44,5	45,5	46,5	47,4	50,2	52,0	56,1	60,00	63,6	67,1	70,4	73,5	76,9	82,2	87,2	91,9	96,4	102,8
14	2,26	46,4	47,5	48,5	49,6	50,6	53,5	55,4	59,9	64,0	67,9	71,6	75,0	78,4	82,8	88,5	93,9	99,0	103,8	110,7
15	2,34	49,3	50,4	51,6	52,7	53,8	56,9	58,9	63,6	68,0	72,1	76,0	79,7	83,3	88,7	94,9	100,6	106,1	111,2	118,6
16	2,41	52,2	53,4	54,6	55,8	56,9	60,2	62,4	67,3	72,0	76,4	80,5	84,4	88,2	94,7	101,2	107,3	113,1	118,7	126,5
18	2,54	59,4	60,8	62,2	63,5	64,8	68,6	71,0	76,7	82,0	87,0	91,7	96,2	100,4	106,5	113,8	120,7	127,3	133,5	142,3
20	2,69	66,7	68,2	69,8	71,3	72,7	77,0	79,7	86,1	92,0	97,6	102,9	107,9	112,7	118,3	126,5	134,2	141,4	148,3	158,1
25	3,00	82,6	84,5	86,4	88,3	90,1	95,4	98,7	106,6	114,0	120,9	127,5	133,7	139,6	147,9	158,1	167,7	176,8	185,4	197,6
30	3,30	98,5	100,9	103,1	105,3	107,5	113,8	117,8	137,2	136,0	144,2	152,1	159,5	166,6	177,5	189,7	201,2	212,1	222,5	237,2
40	3,80	131,9	135,0	138,0	141,0	143,9	152,3	157,6	170,2	182,0	193,0	203,5	213,4	222,9	236,6	253,0	268,3	282,8	296,6	316,2
50	4,20	165,2	169,1	172,9	176,6	180,2	190,8	197,5	213,3	228,0	241,8	254,9	267,4	279,2	295,8	316,2	335,4	353,6	370,8	395,3
60	4,70	198,5	203,2	207,8	212,2	216,6	229,2	237,3	256,3	274,0	290,6	306,3	321,3	335,6	355,0	379,5	402,5	424,3	445,0	474,3
70	5,1	231,9	237,3	242,7	247,9	253,0	267,7	277,1	299,3	320,0	339,4	357,8	375,2	391,9	423,2	452,4	479,9	505,8	530,5	565,5
80	5,5	263,7	269,9	276,0	282,0	287,8	304,5	315,2	340,5	364,0	386,1	407,0	426,8	445,8	481,2	514,4	545,6	575,1	603,2	643,0
90	5,9	297,1	304,1	310,9	317,6	324,1	343,0	355,1	383,5	410,0	434,9	458,4	480,8	502,1	542,3	579,7	614,9	648,2	679,8	724,7

UDOR nel Mondo *UDOR in the World*

USA

UDOR U.S.A. INC.
500 Apollo Drive · Lino Lakes
55014 Minnesota · USA

Tel.: (+1) 651 7850666
Fax: (+1) 651 7850669
info@udorusa.com
www.udorusa.com

HEADQUARTERS
ITALY

UDOR S.p.A.
Via A. Corradini, 2
42048 Rubiera (Reggio Emilia) · ITALY

Tel.: (+39) 0522 628249
Fax: (+39) 0522 628953
info@udor.it
www.udor.it

ARGENTINA

UDOR ARGENTINA S.A
Paranã 975 · Rosario (2000)
Santa Fé ·ARGENTINA

juanmolteni@udorargentina.com.ar
www.udorargentina.com.ar

CHINA

UDOR SHANGHAI CO. LTD
Room 814, Block A, 596
Middle Longhua Road · SHANGHAI

Tel.: +86-021-34161859
Fax: +86-021-34161396
info@udor.it
www.udor-china.com

UDOR
WATER POWER

Formulario semplificato
Simplified form

Q_D : Portata Desiderata / *Desired Flow Rate*
Q_R : Portata Reale / *Real Flow Rate*
RPM_R: RPM Targa / *Plate RPM*
RPM_D: RPM Desiderati / *Desired RPM*

RPM_D ?
$RPM_D = RPM_R \times (Q_D \ / \ Q_R)$

Q_D ?
$Q_D = Q_R \times (RPM_D \ / \ RPM_R)$

Coppia Motrice / *Torque*
C [Nm] = 9550 × P [kW] / RPM

Potenza / *Power*
Motori Elettrici / *Electric Motors*
P [HP] = Q [l/min] × p [bar] / 390
P [kW] = Q [l/min] × p [bar] / 530

Conversioni / *Conversions*

l/min ↔ GPM
Q [l/min] = 3,785 × Q [GPM]
Q [GPM] = 0,264 × Q [l/min]

bar ↔ PSI
p [bar] = 0,069 × p [PSI]
p [PSI] = 14,504 × p [bar]

HP ↔ kW
P [HP] = 1,341 × P [kW]
P [kW] = 0,746 × P [HP]

Lettera Identificativa RPM Pompe UDOR
RPM Identification Letter of UDOR Pumps
Esempi / Examples: BC 15/20 S - VX-B 130/160 R
A → 800 RPM
N → 900 RPM
B → 1000 RPM
F → 1200 RPM
C → 1450 RPM
D → 1750 RPM
M → 2200 RPM
E → 2800 RPM
L → 3400 RPM

I modelli GAMMA e GAMMA-IL non hanno lettera identificativa.
GAMMA and GAMMA-IL models do not have an identification letter.

Note
Notes

FHU MIWA MICHAŁ WAWRZYNIAK
Niedźwiady 1
62-800 KALISZ
Tel. 62 501 79 45, kom. 697 050 637
biuro@miwa.net.pl
www.miwa.net.pl

080549